

xiaomi

Water Ionic Hair Dryer H500 User Manual









Read this manual carefully before use, and retain it for future reference.

Safety Instructions


To reduce the risk of malfunction, electric shock, injury, fire, death, and damage to equipment or property, make sure to observe the following safety precautions.

Symbol Descriptions

-  **WARNING** Indicates the potential hazards that may result in serious injuries or death.
-  **CAUTION** Indicates the risk of minor injuries.
-  Alerts the user that certain operating steps are prohibited.
-  Alerts the user that certain operating steps must be followed in order to safely operate this product.

  **WARNING:** Do not use this appliance near bathtubs, showers, basins or other vessels containing water.

WARNING

-  This appliance can be used by children aged from 8 years and above and persons with reduced physical,

WARNING

sensory or mental capabilities or lack of experience and knowledge if they have been given supervision or instruction concerning use of the appliance in a safe way and understand the hazards involved.

- ⊘ Children shall not play with the appliance.
- ⊘ Cleaning and user maintenance shall not be made by children without supervision.

Power Cord & Plug

- ⊘ Do not use the hair dryer if the power cord or power plug is damaged or overheated, as this may cause burns, electric shocks, or cause a fire due to a short circuit.
- ⊘ Do not use the hair dryer if the power plug that is plugged into the electrical outlet is loose, as this may cause burns, electric shocks, or cause a fire due to a short circuit.
- ⊘ Do not plug in or unplug the power plug with wet hands, as this may result in electric shocks or injury.
- ⊘ Do not use the hair dryer if the power cord is tied together, as this may cause electric shocks, or cause a fire due to a short circuit.
- ⊘ Do not damage, modify, forcefully bend, pull, twist,

WARNING

or squeeze the power cord, nor place heavy objects on top of it, as this may cause electric shocks, or cause a fire due to a short circuit.

- ⓘ Do not pull the power cord when unplugging the power plug. Make sure to hold the power plug when unplugging it. Otherwise, the power cord may get damaged, cause burns, cause electric shocks, or cause a fire due to a short circuit.
- ⓘ Completely and directly plug the power plug into a 220 V–240 V~ electrical outlet. Do not use a power strip or extension cords, as this may cause electric shocks, or cause a fire due to a short circuit.
- ⓘ If the power cord is damaged or broken, it must be replaced with a genuine power cord purchased from the manufacturer or after-sales service department to avoid safety hazards.
- ⓘ When the hairdryer is used in a bathroom, unplug it after use since the proximity of water presents a hazard even when the hairdryer is switched off.
- ⓘ If the supply cord is damaged, it must be replaced by the manufacturer, its service agent or similarly qualified persons in order to avoid a hazard.

WARNING

Usage & Storage

- ⊘ Do not place the hair dryer on its air intake while it is turned on, as this may cause the heating coil to overheat, which may result in a fire.
- ⊘ Do not block or insert foreign objects into the air outlet and air intake, as this may cause burns, electric shocks, or cause a fire due to a short circuit.
- ⊘ Do not immerse this hair dryer in water.
Do not use this hair dryer in humid environments.
- ⓘ Keep the hair dryer dry, otherwise it may cause electric shocks.
- ⊘ Do not use the hair dryer with wet hands, as this may result in electric shocks or cause a fire due to a short circuit.
- ⊘ Do not use the hair dryer near petroleum gas or other flammable goods (such as volatile agents, paint thinners, sprays) as this may result in explosions or cause fires due to a short circuit.
- ⊘ Do not leave the hair dryer unattended when it is turned on, as this may result in a fire due to a short circuit.
- ⓘ Hair dryer for household and indoor use only.

WARNING

- ⊘ Do not wrap the power cord around the body of the hair dryer during storage. Doing so may result in the power cord becoming loose, electric shocks, or cause a fire due to a short circuit during future use.
- ⊘ Do not store the hair dryer in a highly humid environment, as this may cause electric shocks, or cause a fire due to a short circuit.
- ⊘ Do not store the hair dryer within the reach of children and infants, as this may result in electric shocks or injury.
- ⊘ Do not use this appliance near bathtubs, showers, basins or other vessels containing water.
- ⊕ Since the air nozzle contains a magnet, please keep it away from pacemakers, defibrillators, and credit cards to avoid fire, electrical shocks, or injury.
- ⊘ Do not repair, disassemble, or modify this product yourself, as this may cause injury or fire due to malfunctioning.
- ⊕ For additional protection, the installation of a residual current device (RCD) having a rated residual operating current not exceeding 30 mA is advisable in the electrical circuit supplying the bathroom. Ask your installer for advice.

WARNING

- ⓘ This appliance is not intended for use by persons (including children) with reduced physical, sensory or mental capabilities, or lack of experience and knowledge, unless they have been given supervision or instruction concerning use of the appliance by a person responsible for their safety. Children should be supervised to ensure that they do not play with the appliance.

CAUTION

Malfunctions & Breakdowns

- ⓘ In the event of a malfunction or breakdown, such as no air blowing, frequent stops, internal overheating, or smoking, please stop using the product immediately, unplug the power cord, and contact the customer service. The use of this product in these circumstances may result in electric shocks, injury, or fire due to a short circuit.

CAUTION

- ⊘ The air outlet and air nozzle may get hot during use, so do not touch them with your hands, as this may cause burns.
- ⊙ Avoid dropping the hair dryer or subjecting it to strong impacts, as this may cause electric shocks, or cause a fire due to a short circuit.
- ⊘ Do not use the hair dryer if the air intake is damaged, as your hair may get caught in it and cause damage to your hair.
- ⊘ Do not use the hair dryer on infants or young children, as it may cause burns.
- ⊘ Do not twist or tangle the power cord when storing it. Otherwise, it may break, cause burns, electric shocks, or a fire due to a short circuit during future use.
- ⊘ This product is only to be used to dry and tidy hair. Do not use it for pets or to dry shoes, clothing, etc. Otherwise, it may cause burns or a fire due to a short circuit.

Note: Illustrations of the product and accessories provided in the user manual are for reference only. The actual product and functions may vary due to product enhancements.

EU Declaration of Conformity



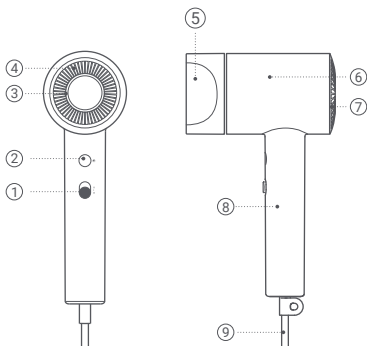
We, Hangzhou Lexiu Electronic Technology Co., Ltd., hereby, declares that this equipment is in compliance with the applicable Directives and European Norms, and amendments. The full text of the EU declaration of conformity is available at the following internet address: <http://www.mi.com/global/service/support/declaration.html>

WEEE Disposal and Recycling Information



All products bearing this symbol are waste electrical and electronic equipment (WEEE as in directive 2012/19/EU) which should not be mixed with unsorted household waste. Instead, you should protect human health and the environment by handing over your waste equipment to a designated collection point for the recycling of waste electrical and electronic equipment, appointed by the government or local authorities. Correct disposal and recycling will help prevent potential negative consequences to the environment and human health. Please contact the installer or local authorities for more information about the location as well as terms and conditions of such collection points.

Product Overview



① On/Off Switch

|| High

| Low

○ Off

③ Temperature Indicator

⑤ Air Nozzle

⑦ Air Intake

⑨ Power Cord

② Temperature Button

● Hot

● Hot & Cold Cycle

● Cold

④ Air Outlet

⑥ Air Duct

⑧ Handle

Product Features

This hair dryer uses ionic technology, which helps to reduce the accumulation of static electricity in hair, helps moisture get into the core of the hair, and at the same time tightens hair scales and makes the hair more healthy and lustrous.


While using the hot & cold cycle, the hair dryer monitors the ambient temperature at the air inlet by using the intelligent temperature control module to automatically adjust the time of the alternating hot and cold air to tighten hair scales and reduce the risk of discomfort to the scalp or damage to the hair caused by high temperature.

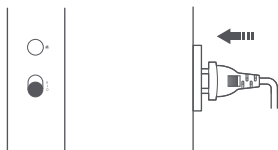
1. Water ions are microparticle ions that are decomposed by water at high voltage and are surrounded by moisture.
2. While using this hair dryer in the Hot, Hot & cold Cycle or Cold mode, the air that is blown out contains water ions.
3. The following conditions may occur when this hair dryer is generating water ions:
 - Water droplets come out of the air outlet.
 - It emits a unique odor during use, yet it does not cause any harm to the body.

Product Features

4. Those with the following hair types may benefit less from the water ion effect:
 - People with natural curls
 - People whose hair easily curls
 - People with good hair quality
 - People who got a negative-ion perm less than 3 to 4 months ago
 - People with short hair
5. Water ions are produced by gathering moisture in the air. However, in some cases, it may be difficult to produce water ions due to the environmental conditions. For example, it is difficult to gather moisture in the air at low temperatures and low humidity, when negative ions are generated.

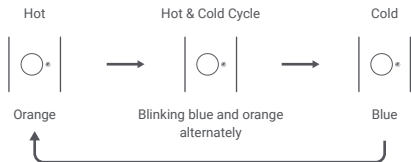
How to Use

1. First, make sure the switch is in the off position , then plug the power plug into the outlet and switch to the low (I) or high (II) setting.



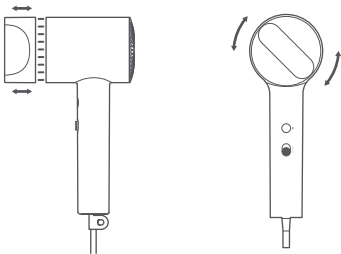
2. The first time the hair dryer is turned on, it is set to hot air mode by default. Briefly press the air temperature button to cycle through the air temperature modes. The next time the hair dryer is turned on, it is set to mode that was used before it was turned off.

Note: While in different air temperature modes, the corresponding indicator status is as follows:

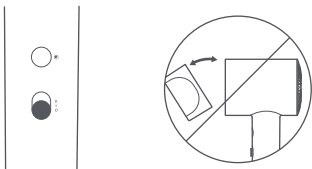


How to Use

3. This product is equipped with a magnetic, detachable air nozzle that can rotate 360 degrees.



WARNING: Please install the air nozzle while the hair dryer is turned off. Do not adjust or remove the air nozzle during use to avoid getting scalded.

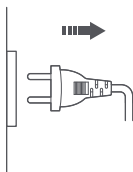


How to Use

Note: During use, please keep your hair at least 10 cm away from the air intake to avoid hair from getting caught in the hair dryer. Please make sure to keep your hair at least 3 cm away from the air outlet to avoid hair damage due to overheating.



4. After use, turn off the hair dryer and unplug the power cord.

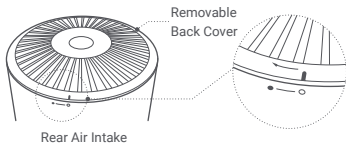


Daily Care & Maintenance

Warning: Always turn off the power switch and unplug the power cord before cleaning or maintaining the hair dryer.

Cleaning the filter and removable back cover:

- Firmly hold the hair dryer's handle with one hand and use the palm of the other hand to press and turn the back cover of the air intake counterclockwise to remove it.
- Once the back cover is removed, use a lint-free cloth or soft brush to clean the dust and impurities from the filter and back cover. Do not use water.
- Once cleaning is completed, align the "■" on the back cover with the "○" on the hair dryer to install it, and then turn it clockwise to snap it into place.



Notes:

- Please regularly clean the body of the hair dryer with a clean, soft cloth and clean the air outlet and nozzle with a cotton swab or soft brush.

Daily Care & Maintenance

- Do not press or rub the air intake and outlet with fingernails or sharp objects, etc. to avoid damage to the product.
- Do not use alcohol, nail polish remover or detergent to clean the hair dryer, as this may cause malfunctions, cracking, or discoloration.

Specifications

Name	Xiaomi Water Ionic Hair Dryer H500
Model	CMJ03LX
Rated Voltage	220 V-240 V~
Rated Frequency	50-60 Hz
Rated Power	1800 W
Item Dimensions	144 × 79 × 237 mm (incl. Air Nozzle)

Troubleshooting

Issue	Possible Cause	Solution
Once turned on, the air temperature indicator blinks orange and the hair dryer blows cold air.	The temperature is too high, so the hair dryer has entered the overheating protection state.	Turn off the hair dryer, wait for a minute, and then restart to restore it.
Once turned on, the air temperature indicator will blink orange and there is no air out put.	The temperature is too high, so the hair dryer has entered the overheating protection state.	Turn off the hair dryer, wait for 5 minutes, and then restart to restore it.
Once the hair dryer is turned on, the air temperature indicator will turn off and the hair dryer doesn't function.	The hair dryer is damaged.	Contact the after-sales for a solution.
Once the hair dryer is turned on, the air temperature indicator will turn off, but the hair dryer still functions.	The air temperature indicator board is damaged.	Contact the after-sales for a solution.

Manufactured by: Hangzhou Lexiu Electronic Technology Co., Ltd.

Address: 2006-2010, Building 1, 501, 2nd Baiyang Street, Qiantang New District, Hangzhou, 310018 Zhejiang, China

For further information, please go to www.mi.com

For detailed e-manual, please go to www.mi.com/global/service/userguide

User Manual Version: V1.1

Importer:

Beryko s.r.o.

Pod Vinicemi 931/2, 301 00 Plzeň

www.beryko.cz