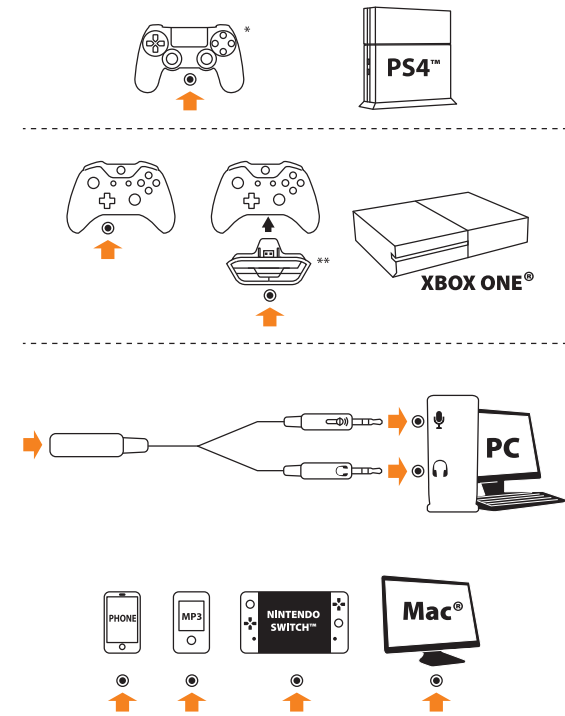
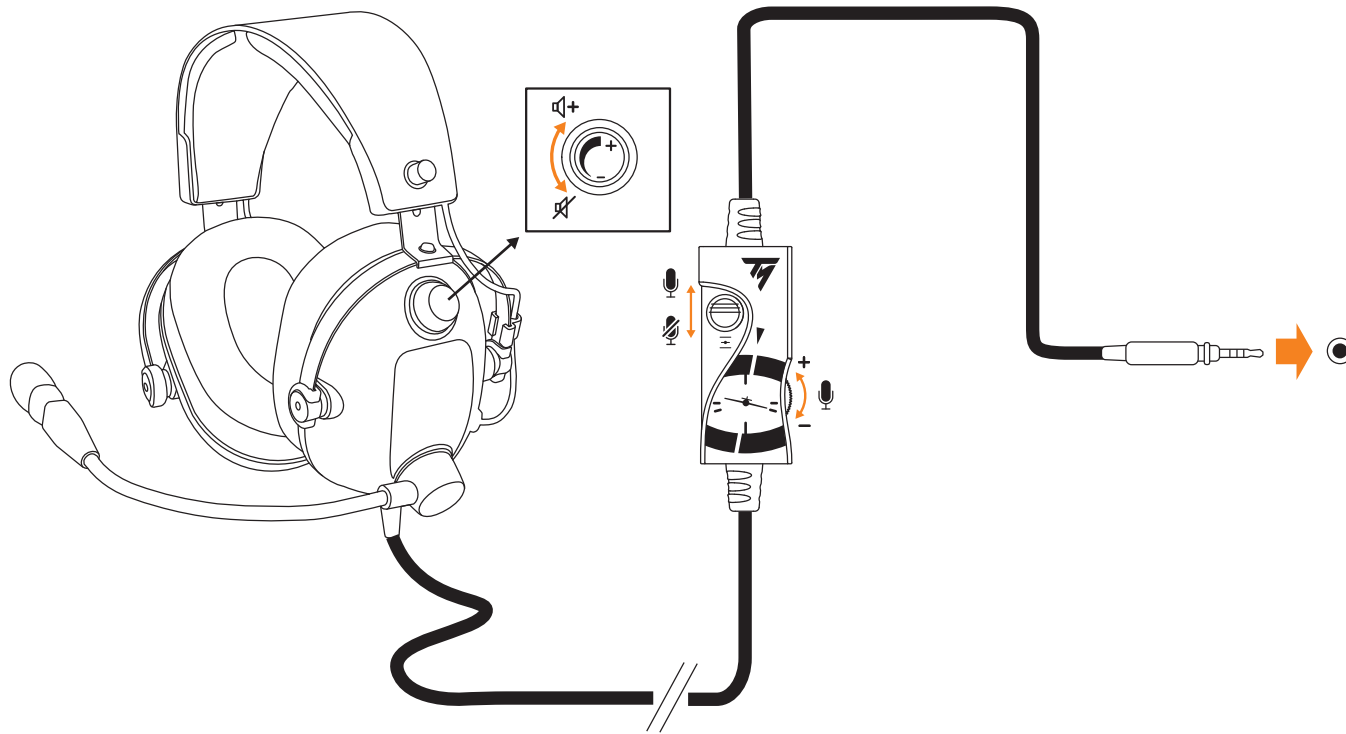


T.FLIGHT
U.S. AIR FORCE
★ ★ EDITION ★ ★

QUICK START GUIDE
GUIDE DE DÉMARRAGE RAPIDE

THRUSTMASTER®



* EN- On the PS4™ system, select All Audio in Settings > Sound & Screen > Audio Output Settings > Output to Headphones Devices.

* FR- Sur le système PS4™, sélectionnez Tout audio dans Paramètres > Son et écran > Paramètres de sortie audio > Sortie vers le casque.

* DE- Wählen Sie auf der PS4™-Spielkonsole All-Audio in Einstellungen > Sound und Bildschirm > Audioausgabe-Einstellungen > Ausgabe über Kopfhörer.

* NL- Op de PS4™-gameconsole, selecteer All Audio in Apparaten > Geluid en scherm > Instellingen audio-uitvoer > Uitvoer naar hoofdtelefoon.

* IT- Sulla console PS4™, seleziona Tutto l'audio in Impostazioni > Audio e schermo > Impostazioni uscita audio > Riproduci l'audio tramite cuffie.

* ES- En la consola de juegos PS4™, selecciona Todo el audio en Ajustes > Sonido y pantalla > Ajustes de salida de audio > Salida a auriculares.

* PT- Na consola de jogos PS4™, seleccione Todo o áudio em Definições > Som e ecrã > Definições de saída de áudio > Enviar áudio para os auscultadores.

* RU- На игровой консоли PS4™ выберите «Все звуки» в меню «Настройки > Звук и экран > Настройки вывода аудио > Выход на наушники».

* EL- Στην κονσόλα παιχνιδιών PS4™, επιλέξτε All Audio στη διαδρομή Settings > Sound & Screen > Audio Output Settings > Output to Headphones Devices.

* TÜ- Oyun PS4™ konsolunda, Ayarlar > Ses ve Ekran > Ses Çıkış Ayarları > Kulaklığa Çıkış Ver.de "Tüm seslerin"i seçin.

* PL- Na konsoli do gier PS4™ wybierz „Cały dźwięk” w sekcji Ustawienia > Dźwięk i ekran > Ustawienia wyjścia audio > Wyjście na słuchawki.

* BR- No PS4™, seleccione Todos os áudios em Configurações > Som e tela > Configurações de saída de áudio > Saída para fones de ouvido.

* JA- PS4™システムのSettings > Sound & Screen > Audio Output Settings > Output to Headphones Devicesで All Audio を選択します。

* 繁體中文-在 PS4™ 系統上, 在「設定」>「聲音與顯示器」>「聲音輸出設定」>「輸出到耳機裝置」中, 選擇「全部聲音」。

* 한국어-PS4™ 시스템에서, 설정>사운드와 화면>오디오 출력 설정>헤드폰 기기로 출력으로 이동해 모든 오디오를 선택해 주십시오.

** Xbox One Stereo Headset Adapter/Adaptateur de casque stéréo Xbox One / Xbox One Adapter für Stereo-Headsets / Xbox One-stereoheadsetadapter /

Adattatore per cuffia stereo Xbox One / Adaptador para auriculares estéreo Xbox One / Adaptador de Auricular Estéreo Xbox One / Адаптер

стереогарнитуры для Xbox One / Προσαρμογέας στερεοφωνικών ακουστικών Xbox One / Xbox One Stereo Kulaklık Adaptörü / Adapter do zestawów

sluchawkowych / Adaptador de Headset Estéreo Xbox One / Xbox One 스테레오 헤드셋 어댑터 / Xbox One 立體聲耳機配接器 / Xbox One

스테레오 헤드셋 어댑터

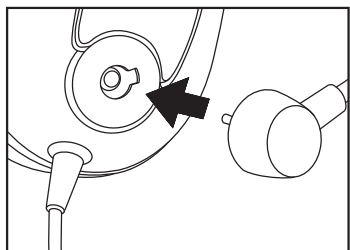
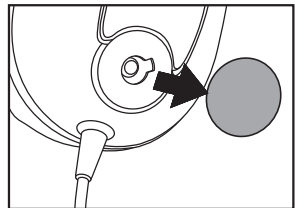
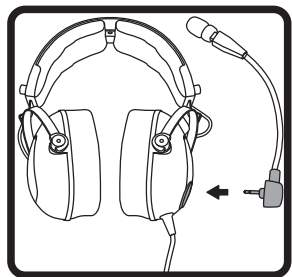


CE certified for home use
 Certifié CE pour un usage
 domestique

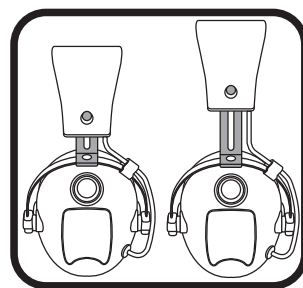


FCC class B certified for home use
 Certifié FCC classe B pour un
 usage domestique

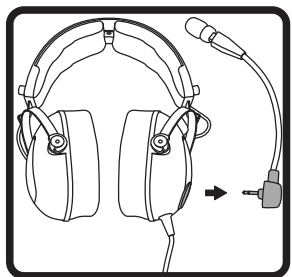
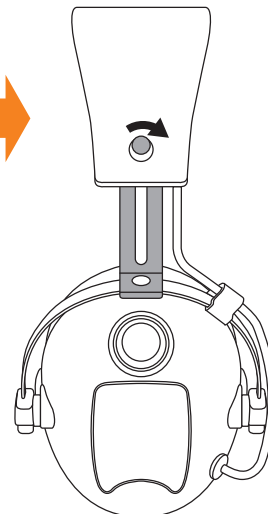
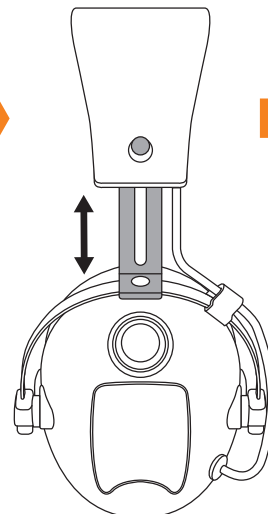
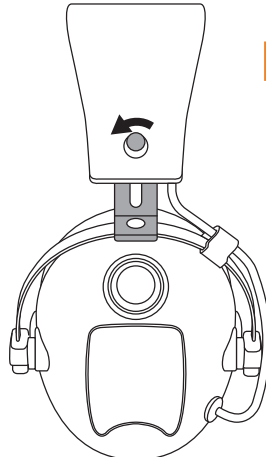
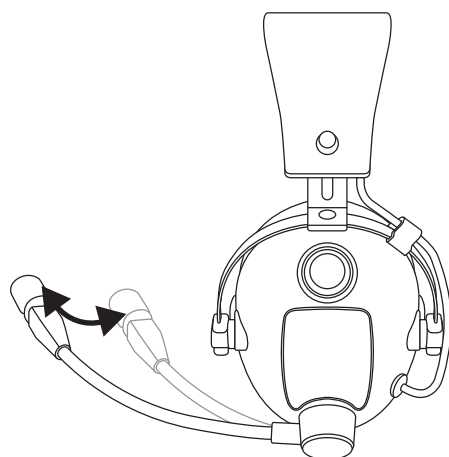
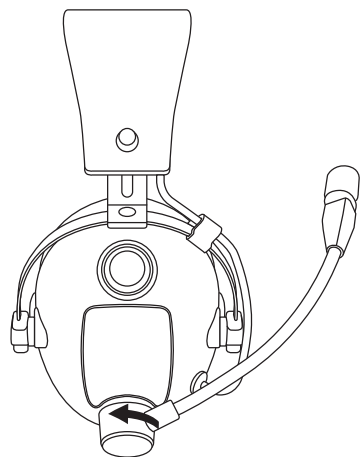




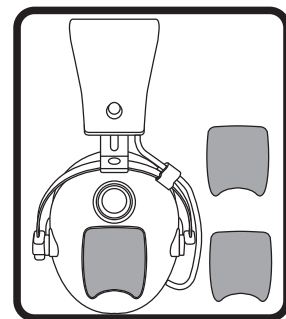
A



B



C



D

