

# Tefal®


EN



Easy Fry  
Compact digital

[www.tefal.co.uk](http://www.tefal.co.uk)  
[www.tefal.com.au](http://www.tefal.com.au)

## SAFETY INSTRUCTION

- This appliance is intended to be used in household only. It is not intended to be used in the following applications, and the guarantee will not apply for:
  - staff kitchen areas in shops, offices and other working environments;
  - farm houses;
  - by clients in hotels, motels and other residential type environments;
  - bed and breakfast type environments.
- This appliance is not intended to be operated by means of an external timer or separate remote-control system.
- If the power supply cord is damaged, it must be replaced by the manufacturer, its service agent or similarly qualified persons in order to avoid a hazard.
- This appliance is not intended for use by persons (including children) with reduced physical, sensory or mental capabilities, or lack of experience and knowledge, unless they have been given supervision or instruction concerning use of the appliance by a person responsible for their safety.
- Children should be supervised to ensure that they do not play with the appliance.
-  The temperature of accessible surfaces may be high when the appliance is operating. Do not touch the hot surfaces of the appliance.
- Clean removable parts with a non abrasive sponge and dishwashing liquid or in a dishwasher (depending on model).
- Clean the inside and the outside of the appliance with a damp sponge or cloth. Please refer to the «Cleaning» section of the instructions for use.
- The appliance can be used up to an altitude of 4000 m.

## Do

- Read and follow the instructions for use. Keep them safe.
- Remove all packaging materials and any promotional labels or stickers from your appliance before use. Be sure to also remove any materials from underneath the removable bowl (depending on model).
- Check that the voltage of your mains network corresponds to the voltage given on the rating plate on the appliance (alternative current).
- Given the diverse standards in effect, if the appliance is used in a country other than that in which it is purchased, have it checked by an approved Service Centre.
- Use the appliance on a flat, stable, heat-resistant work surface away from water splashes.
- Always unplug your appliance: after use, to move it, or to clean it.
- In the event of fire, unplug the appliance and smother the flames using a damp tea towel.
- To avoid damaging your appliance, please ensure that you follow recipes in the

instructions and at [www.tefal.co.uk](http://www.tefal.co.uk) or [www.tefal.com.au](http://www.tefal.com.au); make sure that you use the right amount of ingredients.

## Do not

- Do not use the appliance if it or the power cord is damaged or if it has fallen and has visible damage or appears to be working abnormally. If this occurs, the appliance must be sent to an Approved Service Centre.
- Do not use an extension lead. If you nevertheless decide to do so, under your own responsibility, use an extension lead that is in good condition and compliant with the power of the appliance.
- Do not let the power cord dangle.
- Do not unplug the appliance by pulling on the power cord.
- Never move the appliance when it still contains hot food.
- Never operate your appliance when empty.
- Do not switch on the appliance near to flammable materials (blinds, curtains...), or close to an external heat source (gas stove, hot plate etc.).
- Do not store any inflammable products close to or underneath the furniture unit where the appliance is located.
- Never take the appliance apart yourself
- Do not immerse the product in water.
- Do not use any powerful cleaning products (notably soda based strippers), nor brillo pads, nor scourers.
- Do not store your appliance outside. Store it in a dry and well ventilated area.

## Advice/information

- When using the product for the first time, it may release a non-toxic odour. This will not affect use and will disappear rapidly.
- For your safety, this appliance conforms with applicable standards and regulations (Directives on Materials in contact with food, Environment, etc.).
- This appliance is designed for domestic use only and not outdoor. In case of professional use, inappropriate use or failure to comply with the instructions, the manufacturer accepts no responsibility and the guarantee does not apply.
- For your safety, only use the accessories and spare parts designed for your appliance

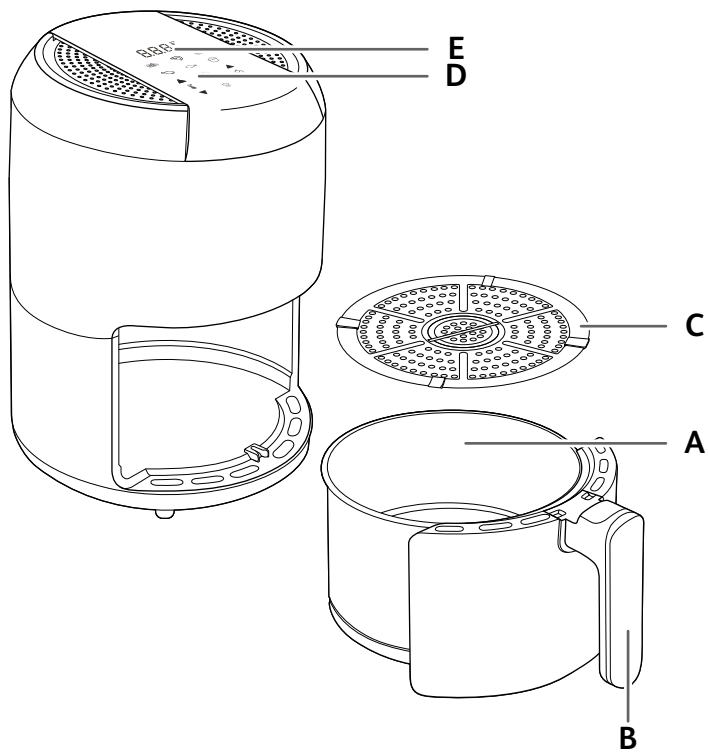
## Environnement



### Environment protection first!

① Your appliance contains valuable materials which can be recovered or recycled.

➡ Leave it at a local civic waste collection point.



## DESCRIPTION

- A. Bowl
- B. Bowl handle
- C. Removable grid
- D. Digital touchscreen panel
- E. Time / temperature display

## AUTOMATIC COOKING MODES

- 1. Fries
- 2. Shrimps
- 3. Grill
- 4. Roast
- 5. Fish
- 6. Cake

## BEFORE FIRST USE

1. Remove all packaging material.
2. Remove any stickers or labels from the appliance.
3. Thoroughly clean the bowl and the removable grid with hot water, some washing-up liquid and a non-abrasive sponge.

**Note: You can also clean these parts in the dishwasher.**





4. Wipe the inside and outside of the appliance with a damp cloth.

## PREPARING FOR USE

1. Place the appliance on a flat, stable, heat-resistant work surface away from water splashes.
2. The appliance works by producing hot air. **Do not fill the bowl with oil or any other liquid. Do not put anything on top of the appliance. This disrupts the airflow and affects the hot air frying result.**

## USING THE APPLIANCE

Easy Fry Compact can cook a large range of recipes. Cooking times for the main foods are given in the section 'Cooking Guide'. Online recipes at [www.tefal.co.uk](http://www.tefal.co.uk) or [www.tefal.com.au](http://www.tefal.com.au) help you get to know the appliance.

1. Connect the power supply cord to an electrical socket.
2. Start the preheating phase if you wish. To do this, press the Start button  that begins flashing as soon as the appliance is plugged in. The temperature displayed on the first use is 180°C.
  - Adjust to the desired temperature with the  and  buttons on the digital screen.
  - Press the Start button  again to start preheating.
  - The appliance will beep when the temperature has been reached.
  - The preheating phase is now completed.
3. Place the food in the bowl.




**Note: Never fill the bowl beyond the MAX level mark or exceed the maximum amount indicated in the table (see into section ‘Cooking Guide’), as this could affect the quality of the end result.**

4. Slide the bowl back into the appliance.



**Caution: Do not touch the bowl during use and for some time after use, as it gets very hot. Only hold the bowl by the handle.**

5. To begin cooking, you can select between the automatic cooking mode or choose the manual settings.


a. If choosing manual settings:

- Adjust the temperature  with the ▲ and ▼ buttons on the digital screen. The thermostat varies from 80-200°C.
- Then set the desired cooking time by pressing the  button and adjusting the time with the ▲ and ▼ buttons. The timer can be set for between 0 and 30 minutes.
- Press the Start button  to begin cooking with the selected temperature and time settings. Cooking starts. The selected temperature and remaining cooking time will alternate on the screen display.

b. If choosing automatic cooking mode:

- Press  button to display the cooking mode.
- Then press  button on the screen to select the desired cooking mode (these modes are described in detail in the “Cooking guide” section).
- Confirm the cooking mode by pressing the Start button. This will launch the cooking process.
- Cooking starts. The selected temperature and remaining cooking time will alternate on the on-screen display.

6. Excess oil from the food is collected in the bottom of the bowl.

7. Some foods require shaking halfway through the cooking time (see section ‘Cooking Guide’). To shake the food, pull the bowl out of the appliance by the handle and shake it. Then slide the bowl back into the appliance and press the Start button  again to restart cooking.

Tip: You can set the timer to half of the cooking time, and when the timer sounds shake the ingredients. Then set the timer again for the remaining cooking time.

8. **When you hear the timer sound, the cooking time set has finished. Pull the bowl out of the appliance and place it on a heat-resistant surface.**

9. **Check if the food is ready.**

If the food is not ready yet, simply slide the bowl back into the appliance and set the timer for a few extra minutes.

10. When the food is cooked, take out the bowl. To remove food, use a pair of tongs to lift the food out of the bowl.

**Caution:** When you turn the bowl, be careful of any excess oil collected at the bottom of the bowl that may leak onto the food and of the grid may fall down.

After hot air frying, the bowl, the grid and the food are very hot. Depending on the type of food cooked in the appliance, be careful as steam may escape from the bowl.

11. When a batch of food is ready, the appliance is instantly ready for preparing another batch of food.

## COOKING GUIDE

The table below helps you to select the basic settings for the food you want to prepare.

**Note: The cooking times below are only a guide and may vary according to the variety and batch of potatoes used. For other foods the size, shape and brand may affect results. Therefore, you may need to adjust the cooking time slightly.**

EN

	Min-max Amount (g)	Approx Time (min)	Temperature (°C)	Cooking mode	Shake*	Extra information
<b>Potatoes &amp; fries</b>						
Frozen chips (10 mm x 10 mm standard thickness)	200-400 g	15-25 min	200°C		Yes	
Homemade French Fries (8 x 8 mm)	200-350 g	15-22 min	180°C		Yes	Add ½ tbsp of oil
Frozen potato wedges	200-400 g	15-22 min	180°C		Yes	
<b>Meat &amp; Poultry</b>						
Frozen steak	200 g	15 min	180°C			
Frozen meatballs	250 g	8-12 min	180°C			
Chicken breast fillets (boneless)	300 g	12-15 min	180°C			
<b>Fish</b>						
Salmon fillet	400 g	9-12 min	140°C			
Shrimps	12 pieces	4 min	170°C			
<b>Snacks</b>						
Frozen chicken nuggets	400 g	12 min	200°C		Yes	
Frozen chicken wings	200 g	12-16 min	200°C		Yes	
Frozen cheese sticks	5-8 pieces	8-10 min	180°C		Yes	
Frozen onion rings	200 g	8-10 min	200°C		Yes	
<b>Baking</b>						
Muffins	2-3 pieces	18-22 min	180°C			Use a baking tin/oven dish**

\* Shake halfway through cooking.

## **\*\*place the cake tin/oven dish in the bowl.**

When you use mixtures that rise (such as with cake, quiche or muffins) the oven dish should not be filled more than halfway.

Visit [www.tefal.co.uk](http://www.tefal.co.uk) or [www.tefal.com.au](http://www.tefal.com.au) for online recipes.

**IMPORTANT:** To avoid damaging your appliance, never exceed the maximum quantities of ingredients and liquids indicated in the instruction manual and in the recipes.

## TIPS

- Smaller foods usually require a slightly shorter cooking time than larger size foods.
- A larger amount of food only requires a slightly longer cooking time, a smaller amount of food only requires a slightly shorter cooking time.
- Shaking smaller size foods halfway through the cooking time improves the end result and can help prevent uneven cooking.
- Add some oil to fresh potatoes for a crispy result. After adding a spoon of oil, fry the potatoes within a few minutes.
- Do not cook extremely greasy foods in the appliance.
- Snacks that can be cooked in an oven can also be cooked in the appliance.
- The optimal recommended quantity for cooking fries is 400 grams.
- Use ready made puff and shortcrust pastry to make filled snacks quickly and easily.
- Place an oven dish in the appliance's bowl if you want to bake a cake or quiche or if you want to fry fragile ingredients or filled ingredients. You can use an oven dish in silicon, stainless steel, aluminium, terracotta.
- You can also use the appliance to reheat food. To reheat food, set the temperature to 160°C for up to 10 minutes.

## MAKING HOME-MADE CHIPS

For the best results, we advise to use frozen chips. If you want to make home-made chips, follow the steps below.

1. Choose a variety of potato recommended for making chips. Peel the potatoes and cut them into equal thickness chips.
2. Soak the potato chips in a bowl of cold water, drain them and dry them with a clean, highly absorbent tea towel. Then pat with paper kitchen towel. The chips must be thoroughly dry before cooking.
3. Pour ½ tablespoon of oil (vegetable, sunflower or olive) in a dry bowl, put the chips on top and mix until they are coated with oil.
4. Remove the chips from the bowl with your fingers or a kitchen utensil so that any excess oil stays behind in the bowl. Place the chips in the bowl.

**Note: Do not tip the container of oil coated chips directly into the bowl in one go, otherwise excess oil will end up at the bottom of the bowl.**

5. Fry the chips according to the instructions in the section Cooking guide.



## CLEANING

Clean the appliance after every use.

**The bowl and the grid have a non-stick coating. Do not use metal kitchen utensils or abrasive cleaning materials to clean them, as this may damage the nonstick coating.**

1. Remove the mains plug from the wall socket and let the appliance cool down. Note: Remove the bowl to let the appliance cool down more quickly.
2. Wipe the outside of the appliance with a damp cloth.
3. Clean the bowl and grid with hot water, some washing-up liquid and a non-abrasive sponge. You can use a degreasing liquid to remove any remaining dirt.

**Note: The bowl and grid are dishwasher-safe.**

**Tip: If dirt is stuck at the bottom of the bowl and the grid, fill them with hot water and some washing-up liquid. Let the bowl and the grid soak for approximately 10 minutes. Then rinse clean and dry.**

4. Wipe inside of the appliance with hot water and a damp cloth.
5. Clean the heating element with a dry, cleaning brush to remove any food residues.
6. Do not immerse the appliance in water or any other liquid.

## STORAGE

1. Unplug the appliance and let it cool down.
2. Make sure all parts are clean and dry.

## GUARANTEE AND SERVICE

If you need service or information or if you have a problem, please visit the Tefal website at [www.tefal.co.uk](http://www.tefal.co.uk) or [www.tefal.com.au](http://www.tefal.com.au) or contact the Tefal Consumer Care Centre in your country. You can find the phone number in the worldwide guarantee leaflet. If there is no Consumer Care Centre in your country, go to your local Tefal dealer.

## TROUBLESHOOTING

If you encounter problems with the appliance, visit [www.tefal.co.uk](http://www.tefal.co.uk) or [www.tefal.com.au](http://www.tefal.com.au) for a list of frequently asked questions or contact the Consumer Care Centre in your country.

**If you have any problems with your appliance or queries call our Customer Relations Team first for expert help and advice: Helpline: 0345 602 1454 - UK (01) 677 4003 - ROI or contact us via our web site: [www.tefal.co.uk](http://www.tefal.co.uk)**

FOR AUSTRALIA

Helpline: 1300307824

GROUPE SEB AUSTRALIA

PO Box 7535, Silverwater NSW 2128 [www.tefal.com.au](http://www.tefal.com.au)

## TEFAL/T-FAL\* INTERNATIONAL LIMITED GUARANTEE

 : [www.tefal.com](http://www.tefal.com)

*This product is **repairable** by TEFAL/T-FAL\*, during and after the guarantee period.*

Accessories, consumables and end-user replaceable parts can be purchased, if locally available, as described on the TEFAL/T-FAL internet site [www.tefal.com](http://www.tefal.com)

**The Guarantee\*\*** : TEFAL/T-FAL guarantees this product against any manufacturing defect in materials or workmanship during the guarantee period within those countries\*\*\* as stated in the attached country list, starting from the initial date of purchase or delivery date. The international manufacturer's guarantee covers all costs related to restoring the proven defective product so that it conforms to its original specifications, through the repair or replacement of any defective part and the necessary labour. At TEFAL/T-FAL's choice, a replacement product may be provided instead of repairing a defective product. TEFAL/T-FAL's sole obligation and your exclusive resolution under this guarantee are limited to such repair or replacement.

**Conditions & Exclusions :** TEFAL/T-FAL shall not be obliged to repair or replace any product which is not accompanied by a valid proof of purchase. The product can be taken directly in person or must be adequately packaged and returned, by recorded delivery (or equivalent method of postage), to a TEFAL/T-FAL authorised service centre. Full address details for each country's authorised service centres are listed on TEFAL/T-FAL website ([www.tefal.com](http://www.tefal.com)) or by calling the appropriate consumer Service centre set out in the attached country list. In order to offer the best possible after-sales service and constantly improve customer satisfaction, TEFAL/T-FAL may send a satisfaction survey to all customers who have had their product repaired or exchanged in a TEFAL/T-FAL authorised service centre.

This guarantee applies only for products purchased **and** used for domestic purposes and will not cover any damage which occurs as a result of misuse, negligence, failure to follow TEFAL/T-FAL instructions, or a modification or unauthorised repair of the product, faulty packaging by the owner or mishandling by any carrier. It also does not cover normal wear and tear, maintenance or replacement of consumable parts, or the following:

- using the wrong type of water or consumable
- mechanical damages, overloading
- damage as a result of lightning or power surges
- ingress of water, dust or insects into the product (excluding appliances with features specifically designed for insects)
- accidents including fire, flood, etc
- scaling (any de-scaling must be carried out according to the instructions for use)
- damage to any glass or porcelain ware in the product
- professional or commercial use
- or poor results specifically due to wrong voltage or frequency as stamped on the product ID or specification

**Consumer Statutory Rights :** This international TEFAL/T-FAL guarantee does not affect the Statutory Rights a consumer may have or those **rights that cannot** be excluded or limited, nor rights against the retailer from which the consumer purchased the product. This guarantee gives a consumer specific legal rights, and the consumer may also have other legal rights which vary from State to State or Country to Country. The consumer may assert any such rights at his sole discretion.

\*\*\*Where a product purchased in a listed country and then used in another listed country, the international TEFAL/T-FAL guarantee duration is the one in the country of usage, even if the product was purchased in a listed country with different guarantee duration. The repair process may require a longer time if the product is not locally sold by TEFAL/T-FAL. If the product is not repairable in the new country, the international TEFAL/T-FAL guarantee is limited to a replacement by a similar or alternative product at similar cost, **where possible**.

\*TEFAL household appliances appear under the T-FAL brand in some territories like America and Japan. TEFAL/T-FAL are registered trademarks of Groupe SEB.

Please keep this document for your reference should you wish to make a claim under the guarantee.

**\*\*For Australia only:**




Our goods come with guarantees that cannot be excluded under the Australian Consumer Law. You are entitled to a replacement or refund **for a major failure and compensation for** any other reasonably foreseeable loss or damage. You are also entitled to have the goods repaired or replaced if the goods fail to be of acceptable quality and the failure does not amount to a major failure.

**\*\*For India only:** The guarantee length depends on the product and the State in India. Full guarantee terms must be checked at the point of sale. Products purchased outside and used in India benefit from a 2 year guarantee.





The guarantee covers exclusively the repair of a defective product, but at TEFAL's choice, a replacement product may be provided instead of repairing a defective product. It is **mandatory** that the consumer, to have his product repaired, has to log a service request on the dedicated Smartphone application TEFAL SERVICE APP or by calling TEFAL Consumer Care Center at **1860-200-1232, Opening hours Mon-Sat 09 AM to 06 PM**. Products returned by Post will not be covered by the guarantee. As a proof of purchase consumer needs to provide both this stamped guarantee card and cash memo.





**TEFAL/T-FAL INTERNATIONAL GUARANTEE: COUNTRY LIST**  
SMALL HOUSEHOLD APPLIANCES

[www.tefal.com](http://www.tefal.com)

			
<b>ARGENTINA</b>	0800-122-2732	2 años 2 years	GRUPE SEB ARGENTINA S.A. Billinghurst 1833 3° C1425DTK Capital Federal Buenos Aires
<b>ՀԱՅԱՍՏԱՆ ARMENIA</b>	010 55-76-07	2 տարի 2 years	«ՏԵՖԱԼ Ուկրաինիա խումբ» ընկերություն Խարկովի խճուղի, 201-203, 3-րդ հարկ Կիև, 02121 Ուկրաինա 2 տարի
<b>AUSTRALIA</b>	1300307824	1 year	Groupe SEB Australia PO Box 404 North Ryde, NSW, 1670
<b>ÖSTERREICH AUSTRIA</b>	01 890 3476	2 Jahre 2 years	GRUPE SEB DEUTSCHLAND GmbH Theodor-Stern-Kai 1 60596 Frankfurt
<b>البحرين BAHRAIN</b>	17716666	1 year	<a href="http://www.tefal-me.com">www.tefal-me.com</a>
<b>БЕЛАРУСЬ BELARUS</b>	017 2239290	2 года 2 years	ЗАО «Группа СЕБ-Восток», Москва, 125171, Ленинградское шоссе, д.16А, строение 3, помещение XII
<b>BELGIQUE BELGIE BELGIUM</b>	070 23 31 59	2 ans 2 jaar 2 years	GRUPE SEB BELGIUM SA NV 25 avenue de l'Espérance - ZI 6220 Fleurus
<b>BOSNA I HERCEGOVINA</b>	Info-linija za potrošače 033 551 220	2 godine 2 years	SEB Développement Predstavništvo u BiH Valtera Perića 6/I 71000 Sarajevo
<b>BRASIL BRAZIL</b>	11 2915-4400	1 ano 1 year	Seb Comercial gAv Jomalista Roberto Marinho, 85, 19º andar 04576 – 010 São Paulo - SP
<b>БЪЛГАРИЯ BULGARIA</b>	0700 10 330	2 години 2 years	Груп Себ България ЕООД бул. България 58 С, ет 9, офис 30 1680 София
<b>CANADA</b>	1-800-418-3325	1 an 1 year	Groupe SEB Canada Inc. 36 Newmill Gate, Unit 2 Scarborough, ON M1V 0E2
<b>CHILE</b>	02 2 884 46 06	2 años 2 years	GRUPE SEB CHILE Comercial Ltda Avenida Santa Maria 0858, Providencia - Santiago
<b>COLOMBIA</b>	018000520022	2 años 2 years	GRUPE SEB COLOMBIA Apartado Aereo 172, Kilometro 1 Via Zipaquirá Cajica Cundinamarca
<b>HRVATSKA CROATIA</b>	01 30 15 294	2 godine 2 years	SEB mku & p d.o.o. Sarajevska 29, 10000 Zagreb
<b>ČESKÁ REPUBLIKA CZECH REPUBLIC</b>	731 010 111	2 roky 2 years	Groupe SEB ČR s.r.o. Futurama Business Park (budova A) Sokolovská 651/136a 186 00 Praha 8
<b>DANMARK DENMARK</b>	43 350 350	2 år 2 years	Groupe SEB Denmark A/S Delta Park 37, 3. sal 2665 Vallensbæk Strand
<b>مصر EGYPT</b>	16622	سنة واحدة 1year	جروب سب ايجيبت القاهرة: ١٢١ شارع الحجاز، مصر الجديدة الإسكندرية: طريق أمينو، سموحة

			
<b>EESTI ESTONIA</b>	668 1286	2 aastat 2 years	Groupe SEB Polska Sp. z o.o. Gdański Business Center II D ul. Inflancka 4C 00-189 Warsaw
<b>SUOMI FINLAND</b>	09 8946 150	2 vuotta 2 years	Groupe SEB Finland OY Pakkalankuja 6 01510 Vantaa
<b>FRANCE Continentale + Guadeloupe, Martinique, Réunion, St-Martin</b>	09 74 50 47 74	2 ans 2 years	GRUPE SEB France Service Consommateur Tefal 112 Ch. Moulin Carron, TSA 92002 69134 ECULLY Cedex
<b>DEUTSCHLAND GERMANY</b>	0212 387 400	2 Jahre 2 years	GRUPE SEB DEUTSCHLAND GmbH Theodor-Stern-Kai 1 60596 Frankfurt
<b>ELLADA GREECE</b>	2106371251	2 χρόνια 2 years	SEB GROUPE ΕΛΛΑΔΟΣ Α.Ε. Καβαλιεράτου 7 Τ.Κ. 145 64 Κ. Κηφισιά
<b>香港 HONG KONG</b>	8130 8998	1 year	SEB ASIA Ltd. 9/F, South Block, Skyway House 3 Sham Mong Road, Tai Kok Tsui, Kowloon Hong-Kong
<b>MAGYARORSZÁG HUNGARY</b>	06 1 801 8434	2 év 2 years	GRUPE SEB CENTRAL-EUROPE Kft. 2040 Budaörs, Puskás Tivadar út 14
<b>INDIA</b>	1860-200-1232	2 years	Groupe SEB India (P) Limited A-25, 1st Floor, Rear Tower, Mohan Cooperative Industrial Suites, Mathura Road, New Delhi- 110044
<b>INDONESIA</b>	+62 21 5793 7007	1 year	GRUPE SEB INDONESIA (Representative office) Sudirman Plaza, Plaza Marein 8th Floor JL. Jendral Sudirman Kav 76-78, Jakarta 12910, Indonesia
<b>ITALIA ITALY</b>	1 99 207 354	2 anni 2 years	GRUPE SEB ITALIA S.p.A. Via Montefeltro, 4 20156 Milano
<b>日本 JAPAN</b>	0570-077772	1年 1 year	株式会社グループセブジャパン 〒144-0042 東京都大田区羽田旭町11-1 羽田クロノゲート事務棟5F
<b>الأردن JORDAN</b>	5665505	1 year	www.tefal-me.com
<b>ҚАЗАҚСТАН KAZAKHSTAN</b>	727 378 39 39	2 жыл 2 years	ЖАҚ "ГРУППА СЕБ-ВОСТОК", Мәскеу, 125171, Ленинград тас жолы, 16А үй, 3- құрылыс, XII-ғимарат
<b>한국어 KOREA</b>	080-733-7878	1 year	(유)그룹 세브 코리아 서울특별시 종로구 종로1길 50, 더케이트원타워 B동 14층 03142
<b>الكويت KUWAIT</b>	1807777 Ext :2104	1 year	www.tefal-me.com
<b>LATVJA LATVIA</b>	6 616 3403	2 gadi 2 years	Groupe SEB Polska Sp. z o.o. Gdański Business Center II D ul. Inflancka 4C 00-189 Warsaw
<b>لبنان LEBANON</b>	4414727	1 year	www.tefal-me.com
<b>LIETUVA LITHUANIA</b>	5 214 0057	2 metai 2 years	Groupe SEB Polska Sp. z o.o. Gdański Business Center II D ul. Inflancka 4C 00-189 Warsaw

			
<b>LUXEMBOURG</b>	0032 70 23 31 59	2 ans 2 years	GRUPE SEB BELGIUM SA NV 25 avenue de l'Espérance - ZI 6220 Fleurus
<b>МАКЕДОНИЈА MACEDONIA</b>	(02) 20 50 319	2 години 2 years	Груп Себ Българија ЕООД бул. Българија 58 С, ет 9, офис 30 1680 Софија
<b>MALAYSIA</b>	603 7802 3000	2 years	GRUPE SEB MALAYSIA SDN. BHD Unit No. 402-403, Level 4, Uptown 2, No. 2, Jalan SS21/37, Damansara Uptown, 47400, Petaling Jaya, Selangor D.E. Malaysia
<b>MEXICO</b>	(55) 52839354	1 año 1 year	Groupe Seb México S.A. de C.V. Calle Boulevard Miguel de Cervantes, Saavedra No 169 Piso 9, Col Ampliación Granada, C.P. 11520, Ciudad de México
<b>NEDERLAND The Netherlands</b>	0318 58 24 24	2 jaar 2 years	GRUPE SEB NEDERLAND B.V. De Schutterij 27 3905 PK Veenendaal
<b>NEW ZEALAND</b>	0800 700 711	1 year	GRUPE SEB NEW ZEALAND PO Box 17 – 298, Greenlane, 1546 Auckland New Zealand
<b>NORGE NORWAY</b>	22 96 39 30	2 år 2 years	Groupe SEB Norway AS Lilleakerveien 6d, 5 etg 0283, Oslo
<b>سلطنة عُمان OMAN</b>	24703471	1 year	www.tefal-me.com
<b>POLSKA POLAND</b>	801 300 420 koszt jak za połączenie lokalne	2 lata 2 years	Groupe SEB Polska Sp. z o.o. Gdański Business Center II D ul. Inflancka 4C 00-189 Warsaw
<b>PORTUGAL</b>	808 284 735	2 anos 2 years	GRUPE SEB IBÉRICA SA Urb. da Matinha Rua Projectada à Rua 3 Bloco1 - 3º B/D 1950 - 327 Lisboa
<b>قطر QATAR</b>	44485555	1 year	www.tefal-me.com
<b>REPUBLIC OF IRELAND</b>	01 677 4003	2 years	GRUPE SEB IRELAND Unit B3 Aerodrome Business Park, College Road, Rathcoole, Co. Dublin
<b>ROMANIA</b>	0 21 316 87 84	2 ani 2 years	GRUPE SEB ROMÂNIA Str. Ermiil Pangratti nr. 13 011881 București
<b>РОССИЯ RUSSIA</b>	495 213 32 30	2 года 2 years	ЗАО «Группа СЕБ-Восток», Москва, 125171, Ленинградское шоссе, д.16А, строение 3, помещение XII
<b>المملكة العربية السعودية SAUDI ARABIA</b>	920023701	2 years	www.tefal-me.com
<b>SRBIJA SERBIA</b>	060 0 732 000	2 godine 2 years	SEB Développement Đorđa Stanojevića 11b 11070 Novi Beograd
<b>SINGAPORE</b>	6550 8900	2 years	GRUPE SEB (Singapore) Pte. Ltd. 3A International Business Park #12-04/05, ICON@IBP Singapore 609935
<b>SLOVENSKO SLOVAKIA</b>	232 199 930	2 roky 2 years	GRUPE SEB Slovensko, spol. s r.o. Cesta na Senec 2/A 821 04 Bratislava
<b>SLOVENIJA SLOVENIA</b>	02 234 94 90	2 leti 2 years	GRUPE SEB Slovensko, spol. s r.o. Cesta na Senec 2/A 821 04 Bratislava

			
<b>ESPAÑA SPAIN</b>	933 06 37 65	2 años 2 years	GRUPE SEB IBÉRICA S.A. C/ Almogàvers, 119-123, Complejo Ecourban 08018 Barcelona
<b>SVERIGE SWEDEN</b>	08 629 25 00	2 år 2 years	TEFAL - OBH Nordica Group AB Löfströms Allé 5 172 66 Sundbyberg
<b>SUISSE SCHWEIZ SWITZERLAND</b>	044 837 18 40	2 ans 2 Jahre 2 years	GRUPE SEB SCHWEIZ GmbH Thurgauerstrasse 105 8152 Glattpark
<b>ประเทศไทย THAILAND</b>	02 765 6565	2 years	GRUPE SEB THAILAND 2034/66 Italthai Tower, 14th Floor, n° 14-02, New Phetchburi Road, Bangkapi, Huaykwang, Bangkok, 10320
<b>TÜRKIYE TURKEY</b>	444 40 50	2 YIL 2 years	GRUPE SEB ISTANBUL AS Dereboyu Cd. Bilim Sk. Sun Plaza No:5 K:2 Maslak 34398 Istanbul
<b>الإمارات العربية المتحدة UAE</b>	8002272	1 year	www.tefal-me.com
<b>Україна UKRAINE</b>	044 300 13 04	2 роки 2 years	ТОВ «Груп СЕБ Україна» 02121, Харківське шосе, 201-203, 3 поверх, Київ, Україна
<b>UNITED KINGDOM</b>	0345 602 1454	2 years	GRUPE SEB UK LTD Riverside House, Riverside Walk Windsor, Berkshire, SL4 1NA
<b>U.S.A.</b>	800-395-8325	1 year	GRUPE SEB USA 2121 Eden Road Millville, NJ 08332
<b>VIETNAM</b>	1800-555521	2 năm 2 years	Vietnam Fan Joint Stock Company 25 Nguyen Thi Nho Str, Ward 9, Tan Binh Dist, HCM city

[www.tefal.com](http://www.tefal.com)

24/10/2018

### TEFAL/T-FAL INTERNATIONAL GUARANTEE

**Date of purchase** / Date d'achat / Fecha de compra / Kobsdato / Ostpöavä / Kjøpsdato / Inköpsdatum / Ostukuupälev / Pirkuma datums / Įsigijimo data / Data zakupu / Datum izročitve blaga / Datum kupovine / Vásárlás dátuma / Data achiziției / Дата на закупуване / Дата продажы / Ціўдзень пр. / Дата продажы / Сагылган күні / 購入日 / วันที่ซื้อ / 구입일자 / Датум на купување :

**Product reference** / Référence produit / Referencia del producto / Referencenummer / Tuotenumero / Artikkelnummer / Produktreferens / Toote viitenumber / Produkta atsauces numurs / Gaminio numeris / Referenca produktu / Oznaka proizvoda / Tip aparata / Készülék típusa / Cod produs / Модел / Модель / Уақпәт / Модель / Yarıcı / 製品リファレンス番号 / รุ่นผลิตภัณฑ์ / 제품명 / Податоци за производот :

**Retailer name and address** / Nom et adresse du revendeur / Nombre y dirección del minorista / Forhandler navn & adresse / Jälleenmyyjän nimi ja osoite / Forhandler navn og adresse / Återförsäljarens namn och adress / Müüja kauplus ja address / Veikala nosaukums un adrese / Parduotuvės pavadinimas ir adresas / Nazwa i adres sprzedawcy / Naziv i adresa prodajnog mjesta / Naziv in naslov trgovine / Forgalmazó neve és címe / Numele și adresa vânzătorului / Търговски обект / Назва та адреса продавця / Ціўдзень прадпрыемства і адрас / Название и адрес продавца / Сатушының атауы мен мекен-жайы / 販売店名、住所 / ชื่อและที่อยู่ของห้างร้านที่ซื้อ / 소매점 이름과 주소 / Име и адреса на продавач :

**Distributor stamp** / Cachet / Sello del distribuidor / Forhandler stempel / Jälleenmyyjän leima / Forhandler stempel / Återförsäljarens stämpel / Tempel / Žimogs / Antspaudas / Pieczęć sprzedawcy / Pečet distributera / Pečet trgovine / Forgalmazó pecsétje / Štampilca vânzătorului / Печат на търговския обект / Печат продавця / Ціўпр. / Печать продавца / Сатушының мөрі / 販売店印 / ตราประทับของห้างร้านที่ซื้อ / 소매점 직인 / Печат на дистрибутор :

**Ref. NC00151347**  
**04/2019**