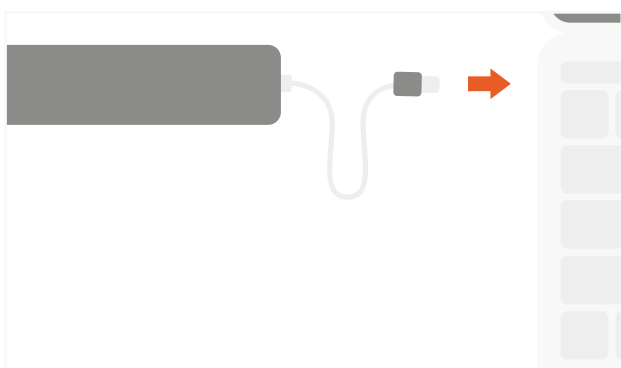


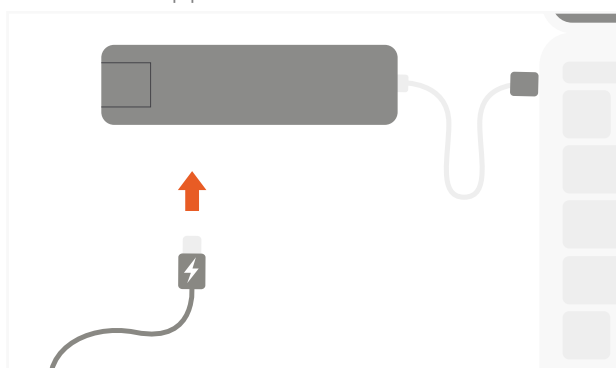
INSTRUCTIONAL GUIDE

SLIM MULTI-PORT ADAPTER WITH ETHERNET

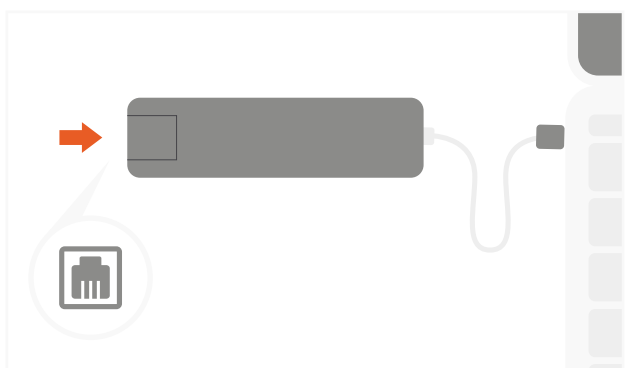
- 1** Connect the Slim Multi-Port with Ethernet to your device's USB-C port.



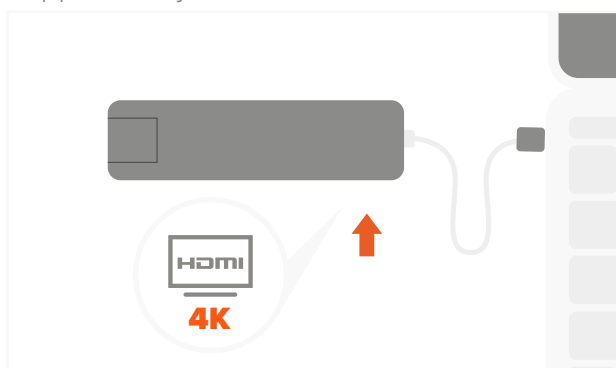
- 2** Connect an USB-C charging cable to the adapter's USB-C PD charging port.
Max output 60W
Does not support video/data



- 3** Insert Ethernet cable to the adapter's port.
Supports up to 1 Gbps



- 4** Connect a HDMI cable from the adapter to a 4K HDMI-enabled monitor.
Supports only a direct HDMI connection



- 5** Insert micro and SD cards into adapter's card reader slots.
Can be used simultaneously



- 6** Connect up to two data USB devices to adapter's USB-A ports. Max output per port 5V/1A.
Does not support Apple SuperDrive or multiple hard drives

