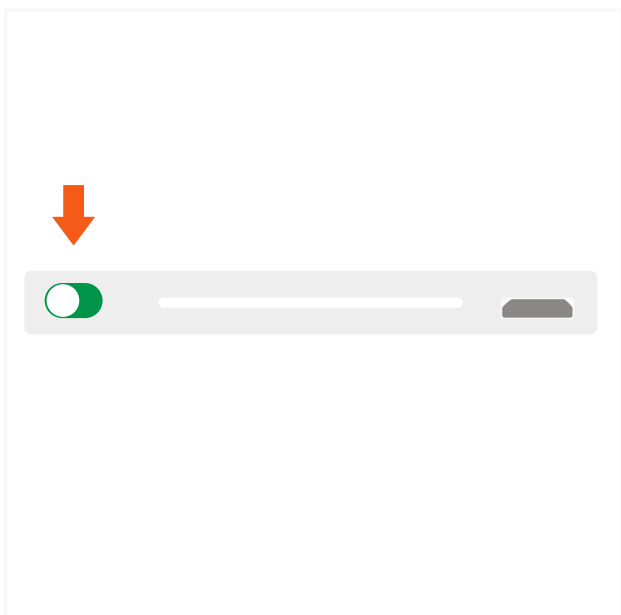


## INSTRUCTIONAL GUIDE

### SLIM RECHARGEABLE

# ALUMINUM BLUETOOTH KEYPAD


- 1 Turn on power switch on the top side of Bluetooth Keypad.  
Make sure slider is green.



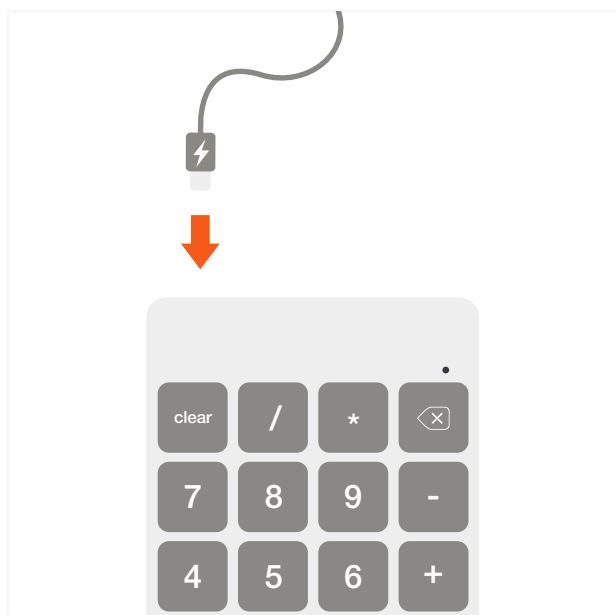
- 2 Press and hold "Connect" button.  
Blue LED on front will blink indicating pairing mode.



- 3 Pair Bluetooth Keypad with your device using built in pairing tool.



- 4 Charge Bluetooth Keypad using included Micro USB to USB cable.



NOTE: ADDITIONAL SETUP REQUIRED FOR WINDOWS 10 V1703