

# LELO

## ENIGMA™

USER MANUAL



**MYSTERIOUSLY GOOD  
DUAL-ACTION PLEASURE AWAITS.**

ENJOY IT OFTEN, WISELY AND WITH CARE.

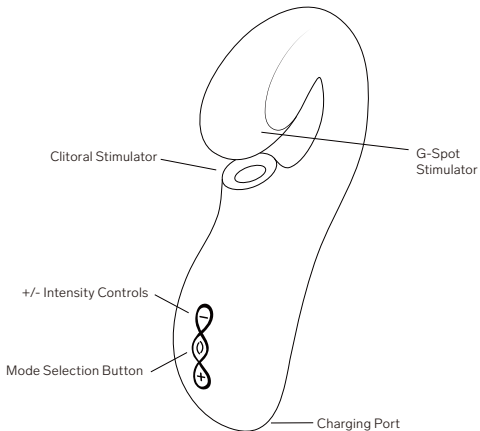
Congratulations on acquiring ENIGMA. Before getting more closely acquainted with it, please take a moment to look through this user manual.

**IMPORTANT:** Your pleasure object has been locked for transportation. To unlock, simply connect the charger or see below.

## GETTING STARTED

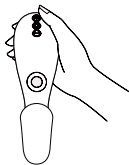
- Before first use, charge your ENIGMA for up to 2 hours.
- Make sure ENIGMA is unlocked by pressing and holding the + and – buttons together for 3 seconds until the light turns on.
- Apply LELO Personal Moisturizer on the product and your body for enhanced pleasure.
- Press + button to turn on; press again to increase the vibration strength.
- Press (j) button to switch between the 8 vibration patterns.
- Press – button to reduce vibration strength.
- Press and hold (j) button to turn off.

## GETTING TO KNOW YOUR ENIGMA

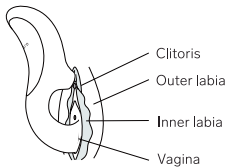


## USING ENIGMA

- How to hold



- Where to place on the body

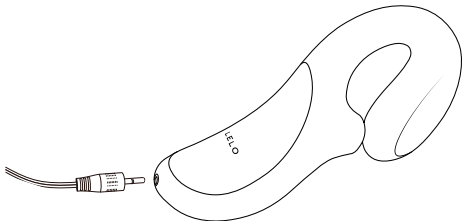


**Tip:** For an even more pleasurable sensation, apply a liberal amount of LELO Personal Moisturizer to your body and to ENIGMA before and during use.



## CHARGING YOUR ENIGMA

- Insert the DC plug into the DC port at the base of your ENIGMA.
- Insert the main plug into a USB port. The LED on the interface of your ENIGMA will pulse to indicate it is charging. When it is fully charged, the LED will emit a steady glow.
- When the battery is running low, the LED on your ENIGMA will emit a blinking white light.



**Only use original chargers provided by LELO with your ENIGMA.**

## CLEANING, STORAGE, AND SAFETY

- Using ENIGMA with hand creams or silicone-based lubricants may make the silicone permanently tacky.
- ENIGMA is fully waterproof, making cleaning simple. Rinse and spray with LELO Toy Cleaner, then rinse again and allow to dry.
- Always clean your ENIGMA thoroughly before and after each use. You can wash the silicone with warm water and antibacterial soap, rinse with clean hot water and pat dry with a lint-free cloth or towel. Never use cleansers containing alcohol, petrol or acetone.
- Avoid leaving your ENIGMA in direct sunlight and NEVER expose it to extreme heat.  
Store your ENIGMA in a dust-free place and away from sources that could contaminate it.
- For extra care, gently wipe the inside of the pleasure point with a cotton swab.

**IMPORTANT:** Children shall not play with the appliance. For adult use only. Those who may be pregnant, have a pacemaker, diabetes, phlebitis, thrombosis or any other condition, should consult with a medical professional regarding the risk of blood clots before using any personal massage product.

The appliances must only be supplied at SELV.

## TROUBLESHOOTING

### **The LED on your ENIGMA does not pulse when the charger is connected:**

- The battery is drained and will require several minutes to acknowledge that it is being charged.
- The charger is not properly connected. Check wall and DC sockets.

### **Your ENIGMA does not activate when the center button is pressed:**

- The battery is empty. Recharge your ENIGMA.
- The interface of your ENIGMA is locked. Hold down + and – for 5 seconds.

If you experience any other problems with your ENIGMA or if you have any questions regarding operation, please contact: [\*\*customercare@lelo.com\*\*](mailto:customercare@lelo.com)



## SPECIFICATIONS

<b>MATERIALS</b>	Body-Safe Silicone, ABS
<b>BODY COLORS</b>	Deep Rose, Black
<b>INTERFACE</b>	3-button interface
<b>SWITCH OFF</b>	Automatic after 60 minutes
<b>FREQUENCY</b>	60Hz / 100Hz
<b>BATTERY</b>	Li-Ion 850mAh 3.7V
<b>USER TIME</b>	Up to 2 hours
<b>STANDBY TIME</b>	Up to 90 days
<b>SIZE</b>	100 x 50 x 185 mm / 3.9 x 1.9 x 7.3 in
<b>INSERTABLE LENGTH</b>	140 mm / 5.5 in
<b>WEIGHT (ONLY PRODUCT)</b>	196g / 0.43 lb

## **REGISTER WARRANTY**

To activate your 1-Year Limited Warranty, register the number provided on the LELO Authenticity Card at [LELO.COM/SUPPORT](http://LELO.COM/SUPPORT).

## **1-YEAR WARRANTY**

LELO warrants this pleasure object for a period of ONE (1) YEAR, after the date of original purchase, against defects due to faulty workmanship or materials. The warranty covers working parts that affect the function of the pleasure object. It does NOT cover cosmetic deterioration caused by fair wear and tear or damage caused by accident, misuse or neglect. Any attempt to open or take apart the pleasure object (or its accessories) will void the warranty. If you discover a defect and notify LELO during the warranty period, LELO will, at its discretion, replace the pleasure object free of charge. Claims under warranty must be supported by reasonable evidence of the date of claim is within the warranty period. To validate your warranty, please keep your original purchase receipt together with these warranty conditions for the duration of the warranty period. To claim your warranty, you must log in to your account at [LELO.COM](http://LELO.COM) then select the option to make a warranty claim. Shipping costs are non-refundable. This undertaking is in addition to consumer's statutory rights and does not affect those rights in any way.

## DISPOSAL INFORMATION

**Disposal of old electronic equipment (applicable in the EU and other European countries with separate waste collection systems):**

The crossed-out dustbin symbol indicates that this pleasure object should not be treated as household waste, but rather be brought to the appropriate collection point for recycling of electrical and electronic equipment.



**Disclaimer:** Users of this product do so at their own risk. Neither LELO nor its retailers assume any responsibility or liability for the use of this product. Changes or modifications not expressly approved by the manufacturer could void the user's authority to operate the equipment.

**Model may be changed for improvements without notice.**

Any changes or modifications not expressly approved by the party responsible for compliance could void the user's authority to operate the equipment. This device complies with part 15 of the FCC Rules. Operation is subject to the following two conditions: (1) This device may not cause harmful interference, and (2) this device must accept any interference received, including interference that may cause undesired operation.

**RF exposure statement:** This equipment complies with FCC radiation exposure limits set forth for an uncontrolled environment. The device has been evaluated to meet general RF exposure requirement. The device can be used in portable exposure conditions without restriction.

© 2020 LELOi AB. ALL RIGHTS RESERVED.

DESIGNED AND DEVELOPED BY LELO SWEDEN

MANUFACTURED FOR LELO IN CHINA

**WEBSITE:** [WWW.LELO.COM](http://WWW.LELO.COM)

**SUPPORT:** [CUSTOMERCARE@LELO.COM](mailto:CUSTOMERCARE@LELO.COM)

**[www.lelo.com](http://www.lelo.com)**