

goodram

USER MANUAL FOR MEMORY CARDS „CARD”

EN

Thank You for choosing GOODRAM product. Before the first use, please read this user manual to learn about how to use and store this product. We recommend to retain this manual for future read.


REFERS TO THE FOLLOWING PRODUCTS:


GOODRAM CARD S400
GOODRAM CARD S1A0
and future products from the series





SYMBOL EXPLANATION


Below you will find explanation of symbols used in this manual. Please read this important information before continuing.


 Manufacturer declares that this product, marked with CE sign, conforms with the essential requirements contained in EU directives. Responsible for CE marking is Wilk Elektronik SA, with its registered office in Laziska Gorne 43-173, Mikolowska 42, Poland. Copy of the declaration can be obtained by contacting Wilk Elektronik SA.


 This product may not be treated as a household waste. It should be utilized in appropriate recycling center.

 The product can be recycled which means that materials used for its production can be reused.

 The product is not a toy and is not intended for children under the age of three.

 It is forbidden to place the product near the naked flame.

 It is forbidden to immerse any part of this product in water or other liquid, especially when it operates.

 It is forbidden to expose this product to potential damage and excess heat or extremely low temperatures that do not comply with the product specification.

USAGE AND COMPATIBILITY

Mass storage device intended for data transfer and storage in mobile electronic devices, such as cameras, smartphones, laptops and notebook.

This product is compatible with the following operating systems:

- Windows® XP® / Vista / 7 / 8 / 8.1 / 10
- Mac OSX 10.4 and newer
- Linux

This product is dedicated for consumer-class applications. It is not intended to be used in systems that require high performance or high reliability (e.g. industrial applications), unless it is stated that the product is dedicated for these applications.

Speed class notification and UHS symbol indicates the minimum write speed. Speed class notifications that are defined by SD Association are class 2, 4, 6 and 10.

Compatibility with devices (host):

- SD host – SD cards
- SDHC host – SD and SDHC cards
- SDXC host – SD, SDHC and SDXC cards

INSTRUCTION OF USAGE

Plug the memory card into a dedicated card slot. After connecting, the card is ready to write data. Some host devices may require an additional formatting of the card before use. To get more information, please read the technical specification or product manual of the host device.

CAPACITY

Storage capacity for GOODRAM micro card is always expressed in decimal values. That means, 1GB equals 1 000 000 000 bytes. Operating system that use the binary conversion eg. 1GB equals 1 073 741 824 bytes may show lower storage capacity value than advertised. Additionally, a part of the storage is reserved for files and firmware, managing the drive.

SAFETY MEASURES

To ensure the best user experience and safe use, please follow the precautions listed below:

Do not:

- expose this product to potential damage and excess heat or extremely low temperatures
- immerse any part of this product in water or other liquid
- place the product near the naked flame

Caution:

- provide accurate heat dissipation
- this product is not a toy and is not intended for children under the age of three
- use this product only with compatible devices

MANUFACTURER'S WARRANTY

Warranty conditions are listed in separate document, available at product website at www.goodram.com/warranty

MANUFACTURER

Wilk Elektronik SA
Mikolowska 42
43-173 Laziska Gorne
Poland

