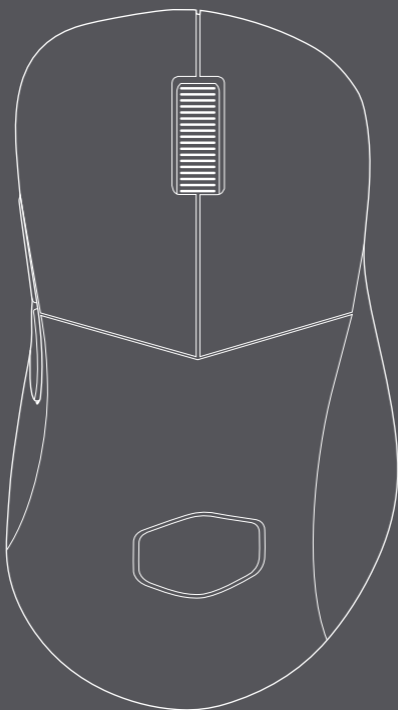




Make It Yours.

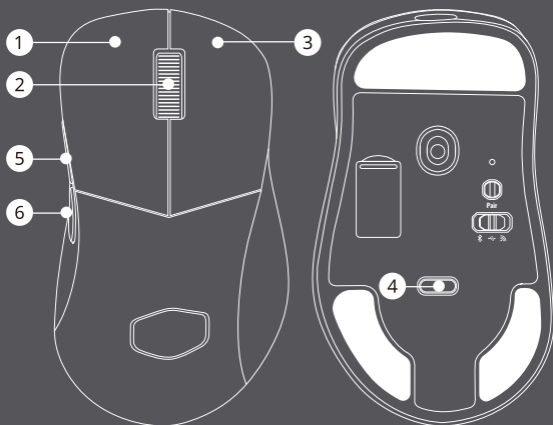


MM731

Wireless Lightweight Gaming Mouse with Optical Switches

MAKE YOUR GAMING EXPERIENCE.

Buttons Overview



EN

- | | | |
|----------------|--------------------|---------------------------------|
| 1 Left Click | 4 DPI Cycle Button | 2 + 5 LED Lighting Color Change |
| 2 Wheel Button | 5 Forward Button | 2 + 6 LED Mode Change |
| 3 Right Click | 6 Backward Button | 2 + 3 Profile Change |

ES

- | | | |
|------------------|-----------------------|---|
| 1 Clic Izquierdo | 4 Ciclo de DPI | 2 + 5 Cambio de color de iluminación de LED |
| 2 Botón de rueda | 5 Botón de avanzar | 2 + 6 Cambio de modo de LED |
| 3 Clic Derecho | 6 Botón de retroceder | 2 + 3 Cambio de perfil |

IT

- | | | |
|------------------|------------------|---|
| 1 Click Sinistro | 4 Ciclo DPI | 2 + 5 Cambio colore illuminazione a LED |
| 2 Tasto Rotella | 5 Tasto Avanti | 2 + 6 Cambio modalità LED |
| 3 Click Destro | 6 Tasto Indietro | 2 + 3 Cambio profilo |

FR

- | | | |
|---------------|------------------|--|
| 1 Clic Gauche | 4 Cycle DPI | 2 + 5 Changement de couleur de l'éclairage LED |
| 2 Molette | 5 Bouton Avant | 2 + 6 Changement de mode LED |
| 3 Clic Droit | 6 Bouton Arrière | 2 + 3 Changement de profil |

PT

- | | | |
|------------------|------------------|--|
| 1 Click Esquerdo | 4 Ciclo DPI | 2 + 5 Mudança de cor da iluminação LED |
| 2 Botão da Roda | 5 Botão Frontal | 2 + 6 Mudança de Modo LED |
| 3 Click Direito | 6 Botão Traseiro | 2 + 3 Mudança de perfil |

DE

- | | | |
|-----------------|------------------------|--|
| 1 Linker Klick | 4 DPI-Zyklus | 2 + 5 Farbänderung der LED-Beleuchtung |
| 2 Radtaste | 5 Forward Seitentaste | 2 + 6 LED-Modus ändern |
| 3 Rechter Klick | 6 Backward Seitentaste | 2 + 3 Profil ändern |

RU

- | | | |
|------------------------------|--------------------|--|
| 1 Щелчок левой кнопкой мыши | 4 Кнопка цикла DPI | 2 + 5 Смена цвета светодиодной подсветки |
| 2 Кнопка колесика | 5 Кнопка Вперед | 2 + 6 Смена режима светодиодного |
| 3 Щелчок правой кнопкой мыши | 6 Кнопка Назад | 2 + 3 Смена профиля |

ID

- | | | |
|---------------|---------------------|------------------------------|
| 1 Klik Kiri | 4 Tombol Siklus DPI | 2 + 5 Ganti Warna Cahaya LED |
| 2 Tombol Roda | 5 Tombol Maju | 2 + 6 Ganti Mode LED |
| 3 Klik Kanan | 6 Tombol Mundur | 2 + 3 Perubahan Profil |

TR

- | | | |
|------------------|---------------------|--------------------------------------|
| 1 Sol Tıklama | 4 DPI Döngü Düğmesi | 2 + 5 LED Aydınlatma Renk Değiştirme |
| 2 Teker Düğmeler | 5 İleri Butonu | 2 + 6 LED Modu Değiştirme |
| 3 Sağ Tıklama | 6 Geri Butonu | 2 + 3 Profil Değişikliği |

JP

- | | | |
|-----------|---------------|-----------------|
| 1 左クリック | 4 DPI サイクルボタン | 2 + 5 LED照明の色変更 |
| 2 ホイールボタン | 5 進むボタン | 2 + 6 LEDモードの変更 |
| 3 右クリック | 6 戻るボタン | 2 + 3 プロフィールの変更 |

CHT

- | | | |
|--------|----------|--------------|
| 1 左鍵 | 4 DPI 循環 | 2 + 5 燈效顏色切換 |
| 2 滾輪按鈕 | 5 往前鍵 | 2 + 6 燈效模式切換 |
| 3 右鍵 | 6 往後鍵 | 2 + 3 切換設定檔 |

CHS

- | | | |
|--------|----------|--------------|
| 1 左鍵 | 4 DPI 循环 | 2 + 5 灯效颜色切换 |
| 2 滚轮按钮 | 5 往前键 | 2 + 6 灯效模式切换 |
| 3 右鍵 | 6 往后键 | 2 + 3 切换配置文件 |

AR

- | | | |
|------------------------------|---------------------------|-----------------------|
| 1 النقر على زر الفأرة الأيسر | 2 + 5 تغيير ألوان الإضاءة | 4 DPI ر دائرة |
| 2 زر العجلة | 2 + 6 تغيير وضعية الإضاءة | 5 مفتاح الذهاب للأمام |
| 3 النقر على زر الفأرة الأيمن | 2 + 3 تغيير ملف التعريف | 6 مفتاح الرجوع للخلف |

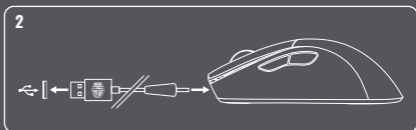
Package Contents

MM731

- MM731 Mouse
- Extension Adapter
- Quick Start Guide
- 2.4 GHz Dongle
- Mouse Grip Tape
- USB Type-C to Type-A Ultraweave Cable

Wireless Setup

Bluetooth / Wired / 2.4 GHz



For more information, please visit
[coolermaster.com/support](https://www.coolermaster.com/support)

設備名稱：電競滑鼠 型號 (型式)：MM-731-KKOH1
MM-731-WWOH1

單元	限用物質及其化學符號					
	鉛 (Pb)	汞 (Hg)	鎘 (Cd)	六價鉻 (Cr ⁺⁶)	多溴聯苯 (PBB)	多溴二苯醚 (PBDE)
外殼	○	○	○	○	○	○
滾輪裝置	○	○	○	○	○	○
電路板	—	○	○	○	○	○
電池	○	○	○	○	○	○

備考1. “超出0.1 wt %”及“超出0.01 wt %”係指限用物質之百分比含量超出百分比含量基準值
備考2. “○”係指該項限用物質之百分比含量未超出百分比含量基準值。
備考3. “—”係指該項限用物質為排除項目。

部件名称	有毒有害物质或元素					
	鉛 (Pb)	汞 (Hg)	鎘 (Cd)	六價鉻 (Cr (VI))	多溴聯苯 (PBB)	多溴二苯醚 (PBDE)
结构壳体	X	○	○	○	○	○
开关组件 PCB, USB	X	○	○	○	○	○
线 材	X	○	○	○	○	○
螺 丝	X	○	○	○	○	○

○：表示该有毒有害物质在该部件所有均质材料中的含量均在SJ/T11363-2006标准规定的限量要求以下。
X：表示该有毒有害物质至少在该部件的某一均质材料中的含量超出SJ/T11363-2006标准规定的限量要求。
注：本产品95%的部件采用无毒无害的环保材料制造，含有有毒有害物质或元素的部件皆因全球技术发展水平限制而无法实现有毒有害物质或元素的替代。

⚠ Warning: Battery Safety Information

1. This device contain a built-in battery, improper use of which may result in a fire, explosion or other hazard.
2. Do not disassemble or open, crush, bend or deform, puncture or shred.
3. DO NOT modify or remanufacture, attempt to insert foreign objects into the battery, immerse or expose to water or other liquids, expose to fire, explosion or other hazard.

⚠ Avvertenza: Informazioni sulla sicurezza della batteria

1. Questo dispositivo contiene una batteria incorporata, il cui utilizzo improprio potrebbe causare incendi, esplosioni o altri pericoli.
2. Non smontare, aprire, schiacciare, piegare o deformare, perforare o distruggere.
3. NON modificare o rigenerare, tentare di inserire oggetti estranei nella batteria, immergere o esporre ad acqua o altri liquidi, esporre a fiamme, esplosioni o altri pericoli.

⚠ Warnung: Informationen zur Akkusicherheit

1. Dieses Gerät enthält einen integrierte Akku; bei unsachgemäßer Verwendung drohen Brand-, Explosions- und andere Gefahren.
2. Nicht demontieren oder öffnen, schlagen, verbiegen, verformen, durchstechen oder zerkleinern.
3. Nicht ändern oder remodellieren. Versuchen Sie nicht, Fremdkörper in den Akku zu stecken. Nicht in Wasser oder andere Flüssigkeiten tauchen oder diesen aussetzen, nicht in Feuer entsorgen, keinen Explosionen oder anderen Gefahren aussetzen.

⚠ Avertissement : Informations relatives à la sécurité de la batterie

1. Cet appareil contient une batterie intégrée. Une utilisation incorrecte peut provoquer un incendie, une explosion ou un autre danger.
2. Ne pas démonter, ouvrir, écraser, plier, déformer, perforer ou déchiqeter.
3. NE PAS modifier ou reconditionner, ne pas tenter d'insérer de corps étranger dans la batterie, ne pas immerger ou exposer à l'eau ou à d'autres liquides, ne pas exposer au feu, aux explosions ou à tout autre danger.

⚠ 警告：電池安全資訊

1. 本裝置含有內建電池，不當使用電池可能導致火災、爆炸或其他危險。
2. 請勿加以拆解、打開、擠壓、彎曲、使其變形、刺穿或切線。
3. 請勿修改或再製，試圖將異物插入電池，浸入或曝露於水或其他液體，曝露於火、爆炸或其他危險。

⚠ 警告：電池安全信息

1. 本设备包含内置电池，如使用不当可能引起火灾、爆炸或其他危险。
2. 请勿将电池拆解、打开、撞击、弯折、变形、刺破或切碎。
3. 请勿改装或重新加工电池，或尝试将异物插入电池中，又或使电池暴露在水（或其他液体）、火、易爆环境或其他危险环境下。

Cooler Master Products : LIMITED WARRANTY

This document describes the warranty terms for all Cooler Master peripheral products

WHO THE WARRANTY PROTECTS:

This Warranty is valid to the original purchaser only.

WHAT THE WARRANTY PROTECTS:

This warranty is valid only for the Cooler Master Products distributed by authorized dealer(s).

Please contact Cooler Master for warranty information, services and questions: <http://account.coolermaster.com>

WHAT IS AND IS NOT COVERED

It is important to note that our warranty is not an unconditional guarantee for the duration of the Program. Any replaced parts become the property of Cooler Master. The Program does not apply to the software component of a product or a product which has been damaged due to accident, misuse, abuse, improper installation, usage not in accordance with product specifications and instructions, natural or personal disaster, or unauthorized alterations, repairs or modifications.

The Program does also not cover any events such as below:

- Any damages unrelated to manufacturing defects.
- Any unsuitable environment or use of the product in Cooler Master Opinion.
- Any product which has been modified without official permission from Cooler Master, or on which the serial number or warranty sticker has been defaced, modified, or removed.

Damage, deterioration or malfunction resulting from:

- Accident, abuse, misuse, neglect, fire, water, lightning, or other acts of nature, commercial or industrial use, unauthorized product modification or failure to follow instructions included with the product.
- Third party products using Cooler Master Components will not be covered by warranty. See your vendor or the manufacturer for information about servicing.
- Repair or attempted repair by anyone not authorized by Cooler Master, Inc.
- Any shipment damages (claims must be made with the carrier).
- Unauthorized repairs to a Cooler Master product will void the warranty offered by the Program.

Cooler Master reserves the right to refuse to service any product which has been altered, modified or repaired by non-Cooler Master Service personnel.

- Cooler Master does not warrant that this product will meet your requirements. It is your responsibility to determine the suitability of this product for your purpose.
- Removal or installation charges.
- You are responsible for the cost of shipping the product to Cooler Master. Cooler Master pays the cost of returning a product to You (applies only if product is directly purchased from Cooler Master).
- Cooler Master reserves the right to replace the product with a service product at their sole discretion at any time.
- Product malfunction or damage resulting from liquids or moisture.
- All accessories that malfunction due to physical damage such as: USB cables, extension cables, adapter cables, adapters, power cords, screws, retention brackets, ear cups, and all other similar accessories.

LIMITATION OF IMPLIED WARRANTIES:

THERE ARE NO WARRANTIES, EXPRESS OR IMPLIED, WHICH EXTEND BEYOND THE DESCRIPTION CONTAINED HEREIN INCLUDING THE IMPLIED WARRANTY OF MERCHANTABILITY AND FITNESS FOR A PARTICULAR PURPOSE.

For the most updated information please visit our official website: www.coolermaster.com
Cooler Master Support: <https://account.coolermaster.com>

EXCLUSION OF DAMAGES

COOLER MASTER'S LIABILITY IS LIMITED TO THE COST OF REPAIR OR REPLACEMENT OF THE PRODUCT. COOLER MASTER SHALL NOT BE LIABLE FOR:

- DAMAGE TO OTHER PROPERTY CAUSED BY ANY DEFECT IN THE PRODUCT, DAMAGES BASED UPON INCONVENIENCE, LOSS OF USE OF THE PRODUCT, LOSS OF TIME, LOSS OF PROFITS, LOSS OF BUSINESS OPPORTUNITY, LOSS OF GOODWILL, INTERFERENCE WITH BUSINESS RELATIONSHIPS OR OTHER COMMERCIAL LOSS, EVEN IF ADVISED OF THEIR POSSIBILITY OF SUCH DAMAGES.
- ANY OTHER DAMAGES, WHETHER INCIDENTAL, CONSEQUENTIAL OR OTHERWISE
- ANY CLAIM AGAINST THE CUSTOMER BY ANY OTHER PARTY

WARRANTY INFORMATION:

If the product is found with reasonable defect within the period of (refer to Table A,) starting on the first day of purchase (with proof of invoice), this is what you must do, to claim warranty.

PROCEDURES:

1. Consumers should return to the shop where he/she has bought the goods. After confirming with the shop with a valid invoice, they may approach the distributor for RMA claim.
2. After confirmed by the distributor that the goods was damaged due to natural causes, replacement and repair will be done by distributor (including brand new or refurbished goods)
3. All faulty goods must return to the distributor, expenses for returning the faulty goods will be covered by the consumer, and distributor will cover the cost involved in the transporting of parts or repaired goods to the consumer.

Regarding all the expenses incurred in making the claim, and this is how you would claim:

1. Within the valid warranty date, starting from the first day of issuing invoice, Retail shops will assist in confirmation with distributor for the consumer for the following:
 - A. If the damage was caused by the consumer, then the consumer should cover all expenses in fixing the product, if the product still can't be fixed, we would suggest consumer in buying a brand new product.
 - B. Product defect caused under natural use, expenses will be covered by the distributor.
2. Faulty products with expired warranty dates, we would suggest consumer to purchase a new products, without undergoing for repairs.

Table A:

Cooler Master Products

Please check your user manual for the exact warranty period terms for products that are not shown below.

For more warranty information, please visit our official website: <http://www.coolermaster.com/service/warranty.html>

Cooler Master Gaming Peripherals products warranty

Product Name	Warranty Term
MM731	2 years

FOR AUSTRALIA ONLY:

Our goods come with guarantees that cannot be excluded under the Australian Consumer Law. You are entitled to a replacement or refund for a major failure and for compensation for any other reasonably foreseeable loss or damage. You are also entitled to have the goods repaired or replaced if the goods fail to be of acceptable quality and the failure does not amount to a major failure.

Asia Pacific - Cooler Master Technology Inc.
8F., No. 788-1, Zhongzheng Rd., Zhonghe Dist.,
New Taipei City 23586, Taiwan (R.O.C.)
Tel: +886-2-2225-3517

China - Cooler Master China
7th Floor, Building C, Hongqiao R&F Center,
No.7, 958 Lane, Shenhong Road, Minhang
District, Shanghai City 200051, China
Tel: +86-21-51872177

Europe - Cooler Master Europe B.V.
Lodewijkstraat 1b, 5652AC Eindhoven,
The Netherlands
Tel: +31-(0)40-702-0900

North America - Cooler Master NA
2929 E Imperial Highway, Ste 110
Brea, CA 92821, USA
Tel: +1-888-624-5099

公司名稱: 酷碼科技股份有限公司
地址: 新北市中和區中正路788-1號8樓
電話: +886-2-2225-3517



Ver 2.0: 2021/04 512004371-GP