


# STAR WARS™



31200

Booklet available in English on  
Livret disponible en français sur  
Folleto disponible en español en





**EN** Imagine crafting your own wall art. Maybe it's a passion that fascinates you, or maybe it's the promise of an immersive creative experience like no other: a piece of iconic art you can build from scratch, paired with a unique soundtrack curated around the world of *Star Wars*™. You can listen as you build, at your own pace, and get the inside story. Relax and reconnect with your creative side. Create something you'll love, and give your living space a touch of the iconic.

WELCOME TO LEGO® ART. READY TO DIVE IN?

**FR** Vous aimeriez créer votre propre tableau ? Peut-être est-ce votre passion ou bien vous avez envie de vivre une expérience immersive unique consistant à créer une œuvre basée sur la célèbre saga de A en Z tout en écoutant une bande sonore élaborée autour de l'univers de *Star Wars*™. Écoutez la bande sonore tout en construisant à votre rythme et découvrez des renseignements passionnants. Détendez-vous et reconnectez-vous à votre créativité. Créez un bel objet et faites une place à la célèbre saga chez vous.

BIENVENUE À LEGO® ART. PRÊT(E) POUR L'AVENTURE ?



**ES** Imagina que pudieras crear tus propios murales. Tal vez porque tu pasión te fascina o quizá por la promesa de una exclusiva experiencia creativa y envolvente: una inconfundible obra de arte que puedes construir desde cero, acompañada de una excepcional banda sonora seleccionada a partir de lo mejor de *Star Wars*™. Escucha mientras construyes a tu ritmo y sumérgete en la historia. Relájate y restablece la conexión con tu lado creativo. Crea algo que te encantará y dale a tu sala un toque propio y personal.

TE DAMOS LA BIENVENIDA A LEGO® ART. ¿LISTO PARA ZAMBULLIRTE?



Get the insider's view from LEGO® Art Senior Designer Kitt Kossmann and Design Lead Christopher Stamp

Découvrez la vision de la conceptrice principale Kitt Kossmann et du concepteur en chef Christopher Stamp, de LEGO® Art

Conoce las impresiones de Kitt Kossmann, diseñadora sénior de LEGO® Art, y Christopher Stamp, jefe de diseño

# STAR WARS



1999

7101 Lightsaber™ Duel



1999

7151 Sith Infiltrator™

## THE DARK SIDE OF LEGO® STAR WARS™

**EN** We've been making *Star Wars*™ models since 1999 – awesome starships, minifigures to play with and collect, UCS display sets – and the dark side has been part of our range since the start. So much so that, in our launch year, Darth Maul himself made two separate LEGO® *Star Wars* appearances – in the 7101 'Lightsaber'™ Duel and the 7151 Sith Infiltrator™ sets. You could say we haven't picked a side.

## LE CÔTÉ OSCUR DE LEGO® STAR WARS™

**FR** Nous fabriquons des modèles *Star Wars*™ depuis 1999 : des vaisseaux spatiaux impressionnants aux figurines pour jouer et à collectionner, en passant par les ensembles à exposer UCS... Le côté obscur fait partie de notre gamme depuis le début. Tant et si bien que, l'année de notre lancement, Darth Maul en personne s'est invité deux fois dans la gamme LEGO® *Star Wars* avec les ensembles 7101 Lightsaber™ Duel et 7151 Sith Infiltrator™. Vous pensez peut-être que nous n'avons pas choisi notre camp.

## EL LADO OSCURO DE LEGO® STAR WARS™

**ES** Empezamos a fabricar modelos *Star Wars*™ en 1999 (increíbles naves espaciales, minifiguras para jugar y coleccionar, sets UCS de exhibición, etc.) y el lado oscuro forma parte de la gama desde el principio. Tanto es así que, en el año de lanzamiento, el propio Darth Maul apareció en dos sets LEGO® *Star Wars* diferentes: Lightsaber™ Duel (7101) y Sith Infiltrator™ (7151). Se podría decir que no hemos elegido bando todavía.






2020

31200 *Star Wars*™ The Sith™

## Exclusive art you've never seen before

**EN** We set out to create something truly unique and different from anything else out there, so we based this model on brand-new artwork created especially for LEGO® Art. The original drawings were all in black and white, and showed the three characters in a variety of poses and croppings. We worked closely with them to refine our selection, and added in the coloring and the lighting, as well as the Lightsaber elements that really make the artwork stand out. Essentially, we've created three exclusive, never-before-seen images that fans can build and display.

*Kitt and Christopher*



## L'art comme vous ne l'aviez jamais vu

**FR** Nous souhaitons créer quelque chose de vraiment unique. C'est pourquoi ce modèle a été réalisé à partir d'illustrations créées spécialement pour LEGO® Art. Les dessins originaux étaient en noir et blanc et les trois personnages étaient représentés selon différentes poses et divers cadrages. Nous avons travaillé en étroite collaboration avec l'équipe pour affiner notre sélection et avons ajouté de la couleur et de la luminosité ainsi que les éléments du sabre laser pour que l'œuvre soit vraiment unique. Ainsi, nous avons créé trois images exclusives que les fans peuvent construire et exposer.

*Kitt et Christopher*

## Una exclusiva obra de arte que jamás habías visto

**ES** Nos propusimos crear algo verdaderamente único y diferente de todo lo que existe, así que basamos este modelo en piezas artísticas completamente nuevas y concebidas especialmente para LEGO® Art. Los bocetos originales eran en blanco y negro, y mostraban a los tres personajes en diferentes posiciones y con distintos encuadres. Trabajamos en estrecha colaboración con los creadores para definir nuestra selección y agregamos el color, la iluminación y los sables de luz, que contribuyen en buena medida a destacar la obra de arte. Básicamente, creamos tres imágenes exclusivas e inéditas que los fans pueden construir y exhibir.

*Kitt y Christopher*



# DARTH MAUL

**EN** We made five different versions of Darth Maul before we finally captured the look that we wanted to get out of him. Kylo Ren wears a helmet and Darth Vader is looking 'off camera,' but Maul stares right at you. We're quite proud of the way his eyes capture the menace of the character. We found the right amount of cropping that brings you close to his face, and the effect is quite unsettling – and cool.

*Kitt and Christopher*



*Not representing real size / Ces modèles ne sont pas à la taille réelle / No representan tamaños reales*

**FR** Nous avons créé cinq versions différentes de Darth Maul avant d'obtenir l'image souhaitée. Kylo Ren porte un casque, Darth Vader ne regarde pas la caméra, mais Maul regarde le spectateur droit dans les yeux. Nous sommes très fiers de l'aspect menaçant des yeux du personnage. Nous avons rogné la photo pour que son visage soit suffisamment proche du spectateur. Le résultat est plutôt troublant et très réussi.

*Kitt et Christopher*

**ES** Hicimos cinco versiones diferentes de Darth Maul antes de lograr por fin el efecto que buscábamos.

Kylo Ren lleva un casco y Darth Vader mira en otra dirección, pero Maul observa directamente al espectador. Estamos muy orgullosos del modo en que la mirada captura el peligro que representa el personaje. Encontramos un encuadre tal que te acerca a su rostro y provoca un efecto tan inquietante como espectacular.

*Kitt y Christopher*

## APPEARANCES

*Star Wars: The Phantom Menace*  
*Star Wars: The Clone Wars*  
*Star Wars Rebels*  
*Solo: A Star Wars Story*

## APPARITIONS

*Star Wars: La Menace fantôme*  
*Star Wars: La Guerre des clones*  
*Star Wars Rebelles*  
*Solo: Une histoire de Star Wars*

## APARICIONES

*Star Wars: La Amenaza Fantasma*  
*Star Wars: La Guerra de los Clones*  
*Star Wars: Rebels*  
*Han Solo: Una Historia de Star Wars*

## EVOLUTION

Check out the different LEGO® Star Wars™ Darth Maul characters over the years.

## ÉVOLUTION

Découvrez les différents personnages de Darth Maul dans LEGO® Star Wars™ au fil des ans.

## EVOLUCIÓN

Descubre las diferentes versiones LEGO® Star Wars™ de Darth Maul que se han desarrollado a lo largo de los años.

# DARTH VADER

**EN** Darth Vader was our biggest design challenge, primarily because he's such an iconic character. We worked closely with Lucasfilm, played around with different poses and the Lightsaber's reflection, and went back to the drawing board several times. We kept looking at the design and thinking "still not quite right". Capturing his half-profile pose with LEGO® elements was hard work, but we're really pleased with the result.

*Kitt and Christopher*

**FR** Darth Vader a été le personnage le plus complexe à réaliser, notamment parce qu'il est vraiment emblématique. Nous avons travaillé en étroite collaboration avec Lucasfilm, essayé différentes poses, joué sur la lumière du sabre laser. Cependant, après être revenus plusieurs fois sur la planche à dessin, nous n'étions toujours pas satisfaits du résultat. Cela n'a pas été facile d'obtenir cette pose à demi-profil avec les éléments LEGO®, mais maintenant, nous sommes vraiment satisfaits du résultat.

*Kitt et Christopher*

**ES** Darth Vader fue el personaje que más nos costó diseñar, sobre todo por su inconfundible carácter. Trabajamos en estrecha colaboración con Lucasfilm, jugamos con diferentes poses y el reflejo del sable de luz, y visitamos varias veces la mesa de dibujo. Contemplábamos el diseño una y otra vez pensando que "le faltaba algo". Capturar ese medio perfil con elementos LEGO® fue un trabajo complicado, pero estamos muy satisfechos con el resultado.

*Kitt y Christopher*



## EVOLUTION

Two intergalactic icons in one: Darth Vader and LEGO® Star Wars™

## ÉVOLUTION

Deux icônes intergalactiques en une : Darth Vader et LEGO® Star Wars™

## EVOLUCIÓN

Dos íconos intergalácticos en uno: Darth Vader y LEGO® Star Wars™

*Not representing real size / Ces modèles ne sont pas à la taille réelle / No representan tamaños reales*





### **APPEARANCES**

*Star Wars: A New Hope*  
*Star Wars: The Empire Strikes Back*  
*Star Wars: Return of the Jedi*  
*Star Wars: Revenge of the Sith*  
*Rogue One: A Star Wars Story*  
*Star Wars Rebels*

### **APPARITIONS**

*Star Wars : Un nouvel espoir*  
*Star Wars : L'Empire contre-attaque*  
*Star Wars : Le Retour du Jedi*  
*Star Wars : La Revanche des Sith*  
*Rogue One : Une histoire de Star Wars*  
*Star Wars Rebelles*

### **APARICIONES**

*Star Wars: Una Nueva Esperanza*  
*Star Wars: El Imperio Contraataca*  
*Star Wars: El Regreso del Jedi*  
*Star Wars: La Venganza de los Sith*  
*Rogue One: Una Historia de Star Wars*  
*Star Wars: Rebels*



# KYLO REN

**EN** We had to get very close to Kylo Ren's face in order to make his helmet shine – otherwise you wouldn't be able to distinguish the stripes of light that run through it when you build it with LEGO® elements. The final design is a pretty tight close-up, so fans can build the shadowy areas with black pieces, and all the contrasting light elements can stand out.

*Kitt and Christopher*

**FR** Il nous a fallu prendre un plan rapproché de la tête de Kylo Ren pour faire briller son casque. Sinon, nous ne pourrions pas distinguer les bandes de lumière qui le traversent lors de la construction avec les éléments LEGO®. La conception finale est un gros plan assez serré, de sorte que les fans peuvent construire les zones d'ombre avec des pièces noires et tous les éléments lumineux contrastants peuvent ressortir.

*Kitt et Christopher*

**ES** Tuvimos que acercarnos mucho al rostro de Kylo Ren para que su casco brillara; de lo contrario, no podrían distinguirse las franjas de luz que lo recorren al construirlo con elementos LEGO®. El diseño final es un primer plano muy ajustado, lo que permite a los fans construir las zonas de sombra con piezas negras y favorece el contraste con los elementos que representan la luz.

*Kitt y Christopher*

## APPEARANCES

*Star Wars: The Force Awakens*  
*Star Wars: The Last Jedi*  
*Star Wars: The Rise of Skywalker*

## APPARITIONS

*Star Wars: Le Réveil de la Force*  
*Star Wars: Les Derniers Jedi*  
*Star Wars: L'Ascension de Skywalker*

## APARICIONES

*Star Wars: El Despertar de la Fuerza*  
*Star Wars: Los Últimos Jedi*  
*Star Wars: El Ascenso de Skywalker*



## EVOLUTION

How will the Kylo Ren models evolve in the future? Patience we must have.

## ÉVOLUTION

Comment les modèles de Kylo Ren vont-ils évoluer? De la patience nous devons avoir.

## EVOLUCIÓN

¿Cómo evolucionarán los modelos de Kylo Ren en el futuro? Paciencia debemos tener.

*Not representing real size / Ces modèles ne sont pas à la taille réelle / No representan tamaños reales*





**SOUNDTRACK**  
Only in English

**BANDE SONORE**  
En anglais uniquement

**BANDA SONORA**  
Solo en inglés



## LISTEN

**EN** Start your exclusive unique soundtrack and immerse yourself in the world of *Star Wars*<sup>™</sup>.

## BUILD

Follow the simple instructions in this book to create your iconic piece of art.

## RELAX

LEGO<sup>®</sup> Art is the perfect way to disconnect, de-stress and recharge.

## ÉCOUTER

**FR** Commencez à écouter votre bande sonore exclusive et plongez dans l'univers de *Star Wars*<sup>™</sup>.

## CONSTRUIRE

Suivez les instructions simples présentées dans ce livret pour créer une œuvre d'art emblématique.

## SE DÉTENDRE

LEGO<sup>®</sup> Art est le moyen idéal de se déconnecter, se détendre et se ressourcer.

## ESCUCHA

**ES** Ponle "Play" a tu exclusiva banda sonora personal y sumérgete en el mundo de *Star Wars*<sup>™</sup>.

## CONSTRUYE

Sigue las sencillas instrucciones que contiene este libro para crear una característica obra de arte basada en un ícono.


## RELÁJATE

LEGO<sup>®</sup> Art es la forma perfecta de desconectarse, desestresarse y recuperar energías.




[LEGO.com/brickseparator](https://www.LEGO.com/brickseparator)

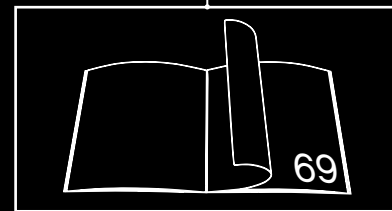
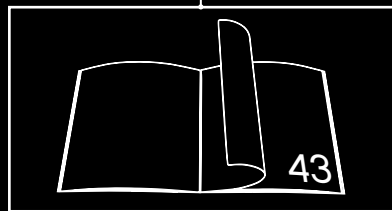
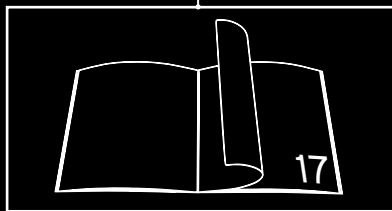

A



B




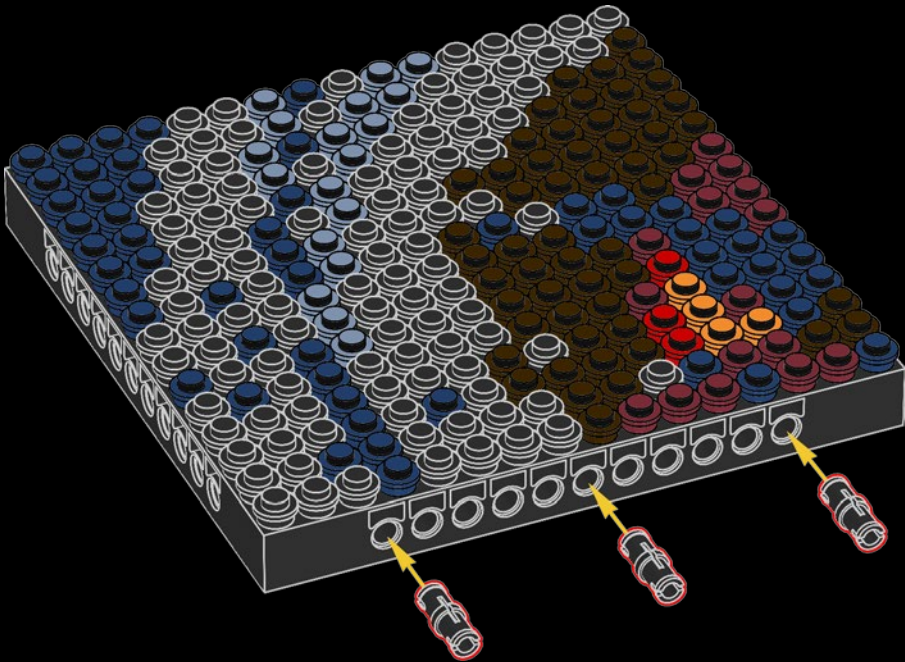

C

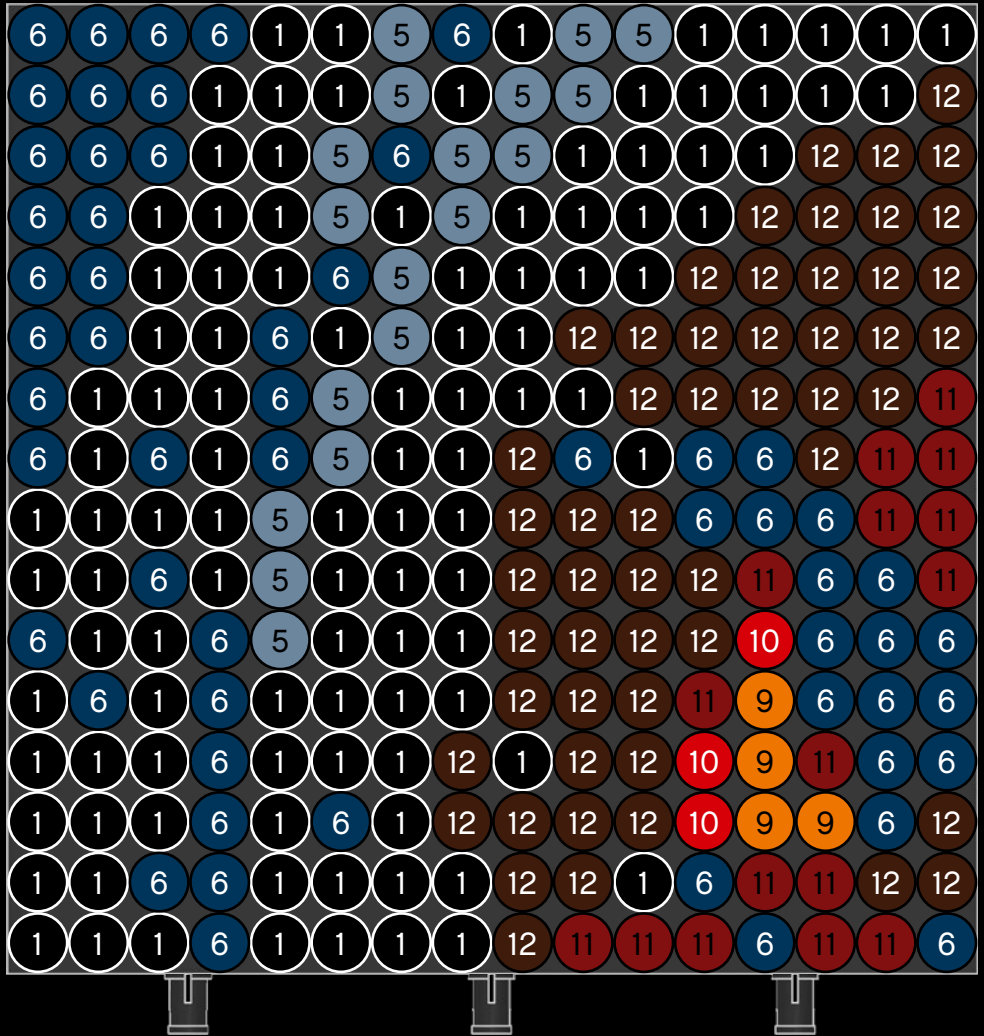
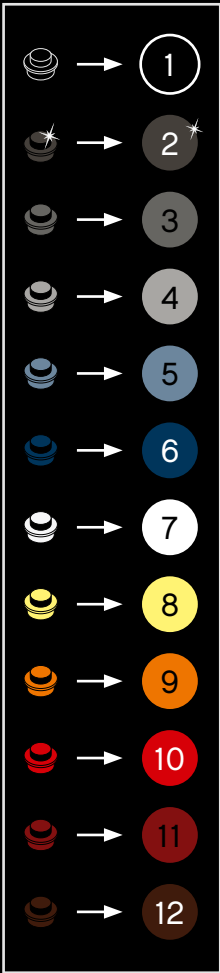


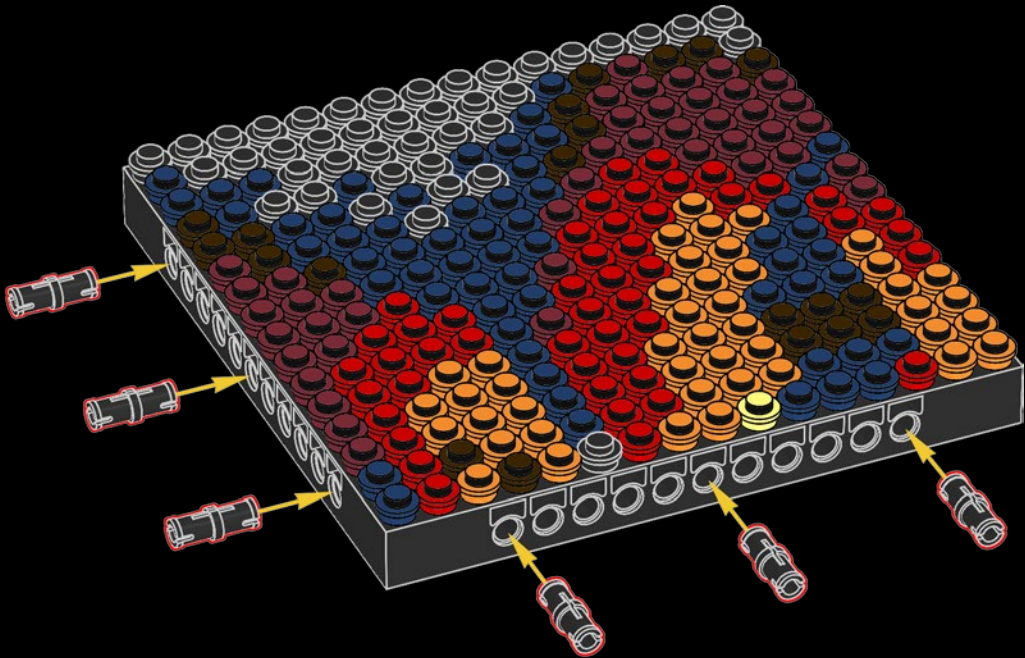




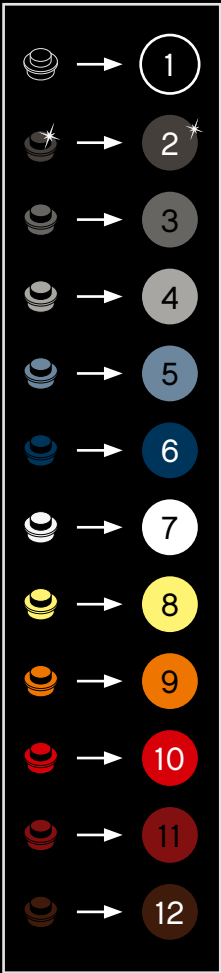


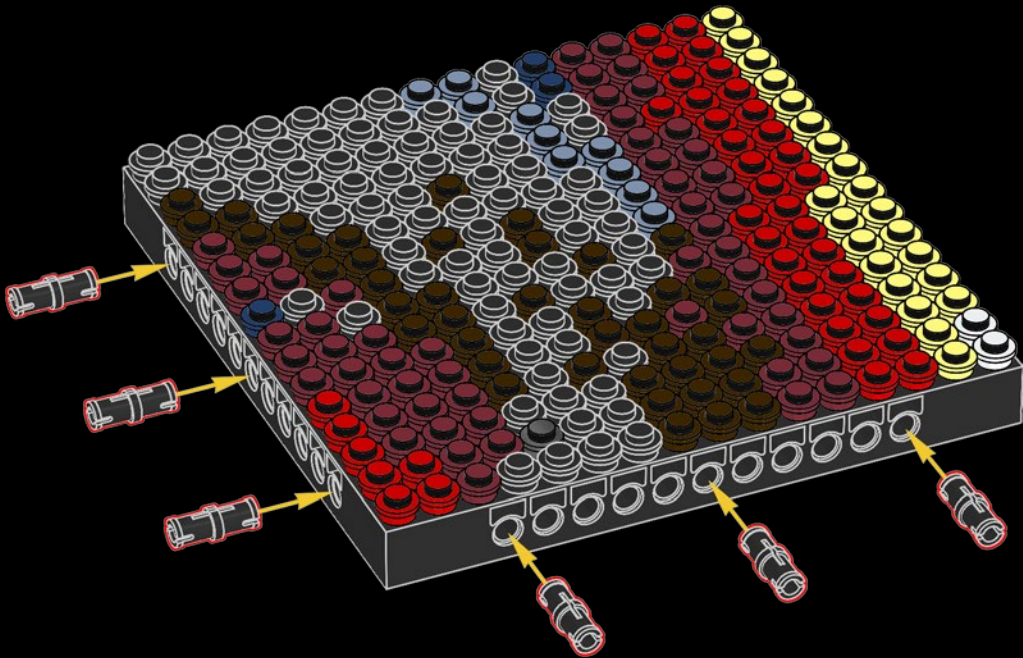



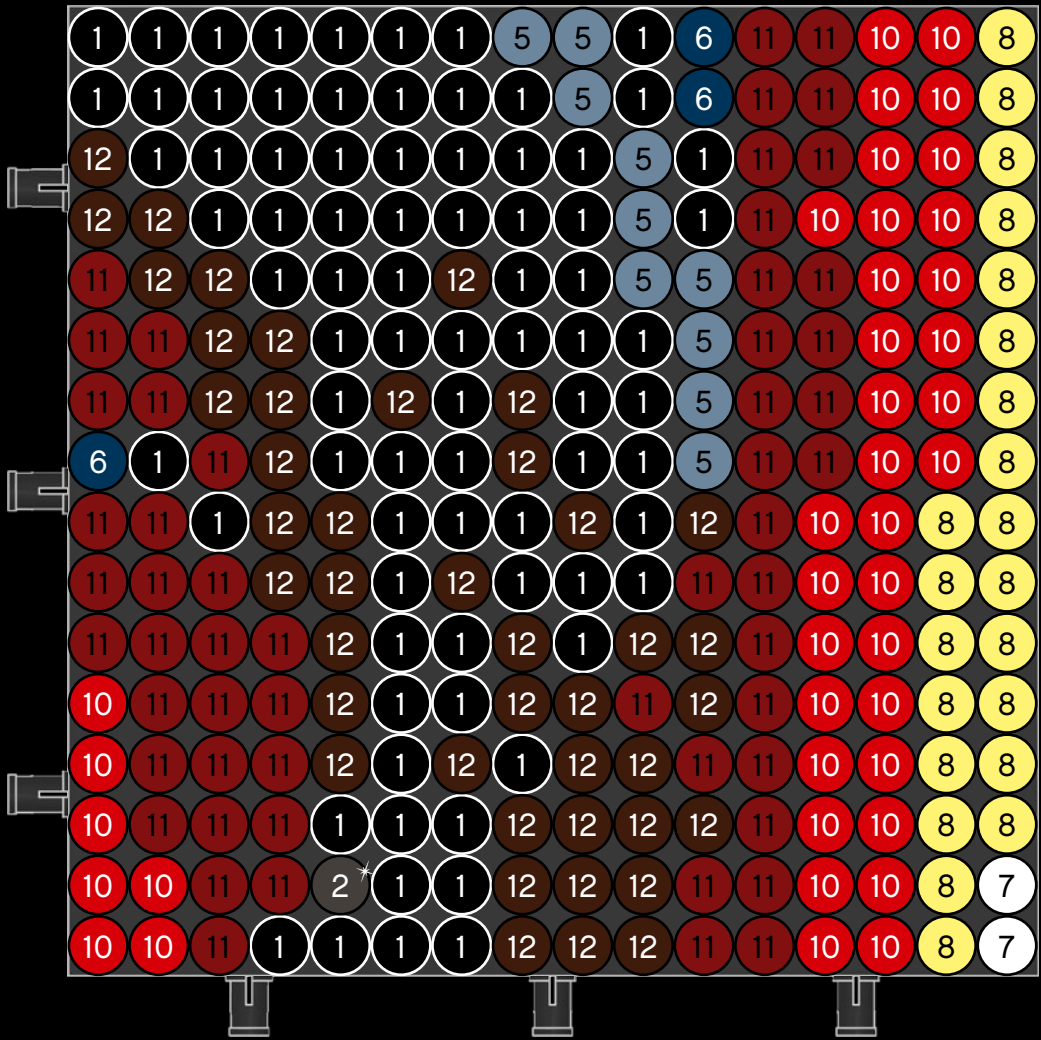
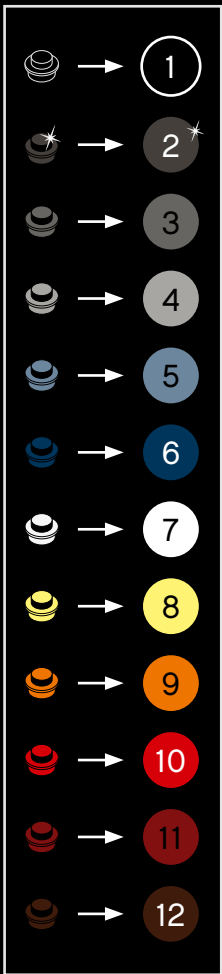


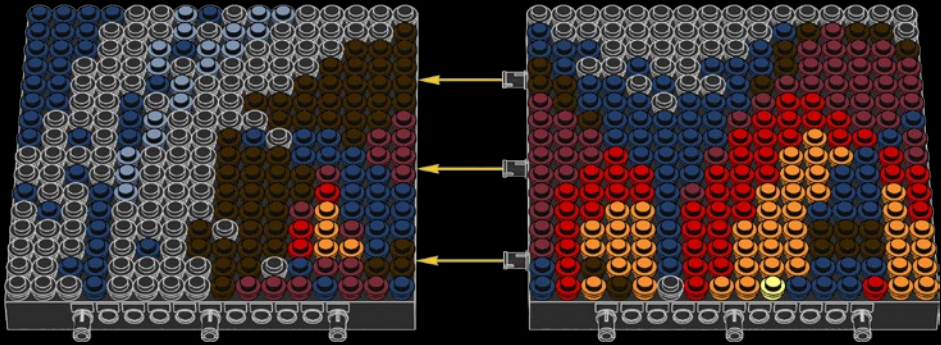





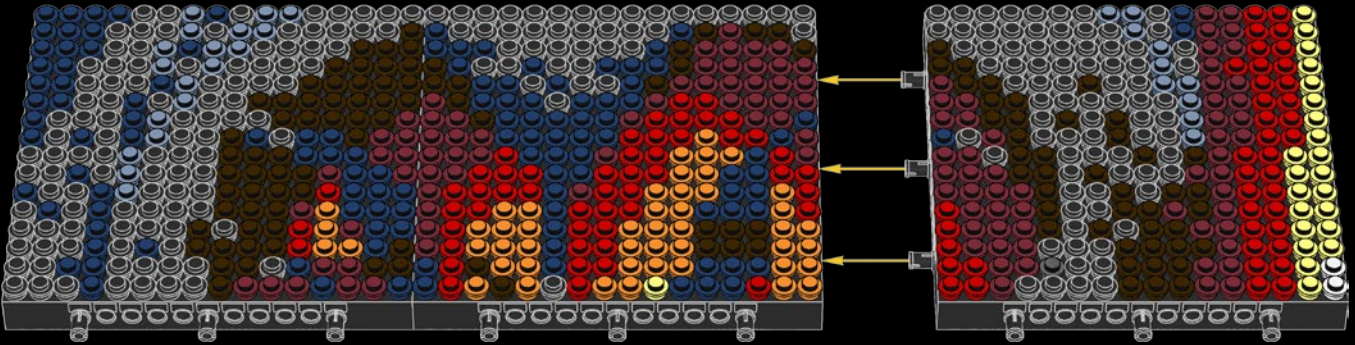



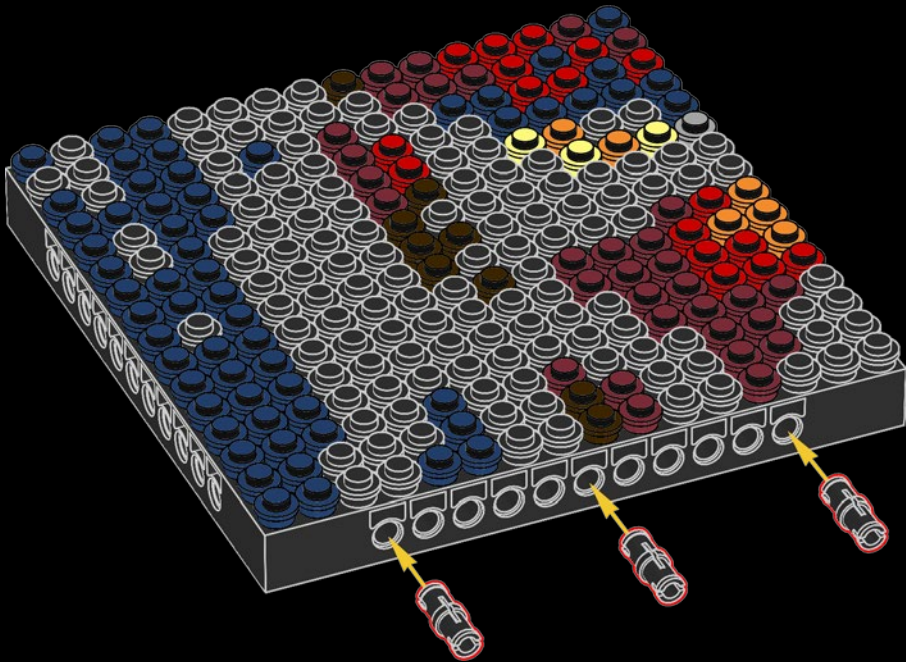



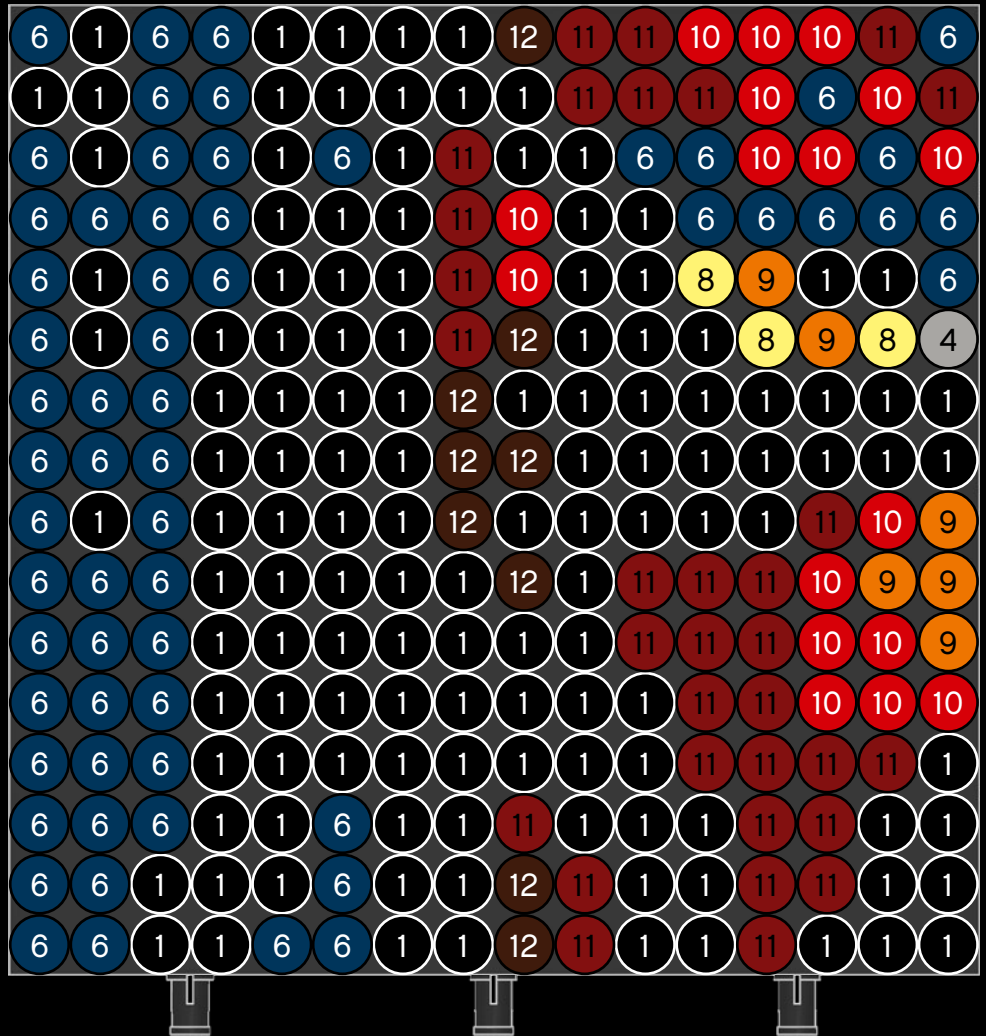
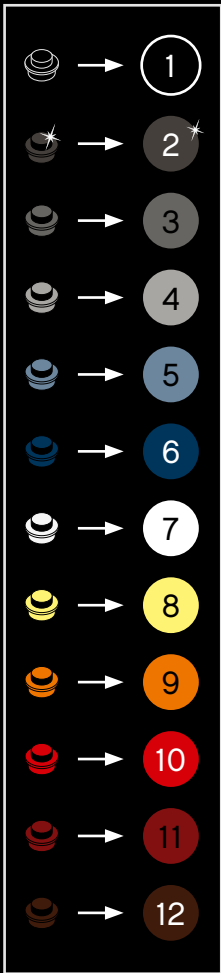


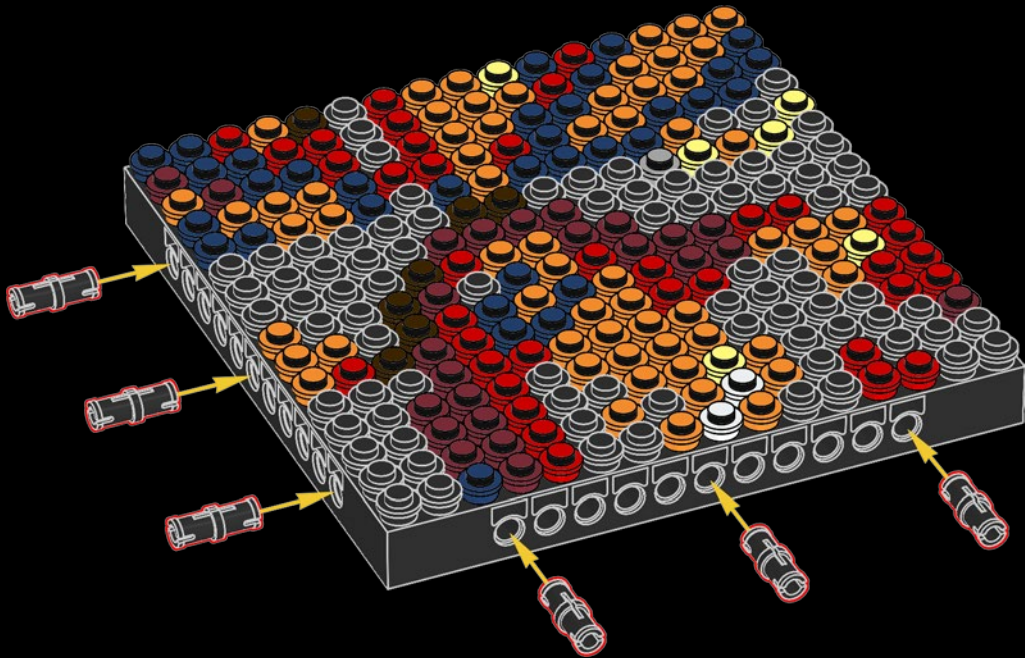




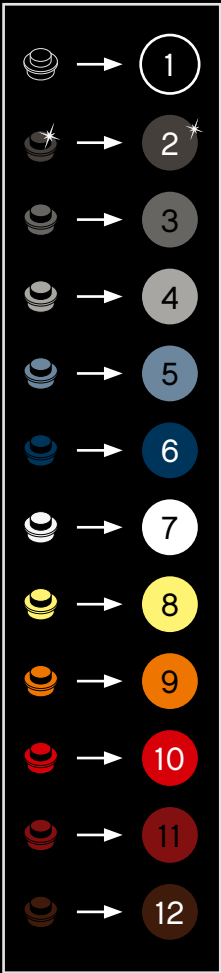


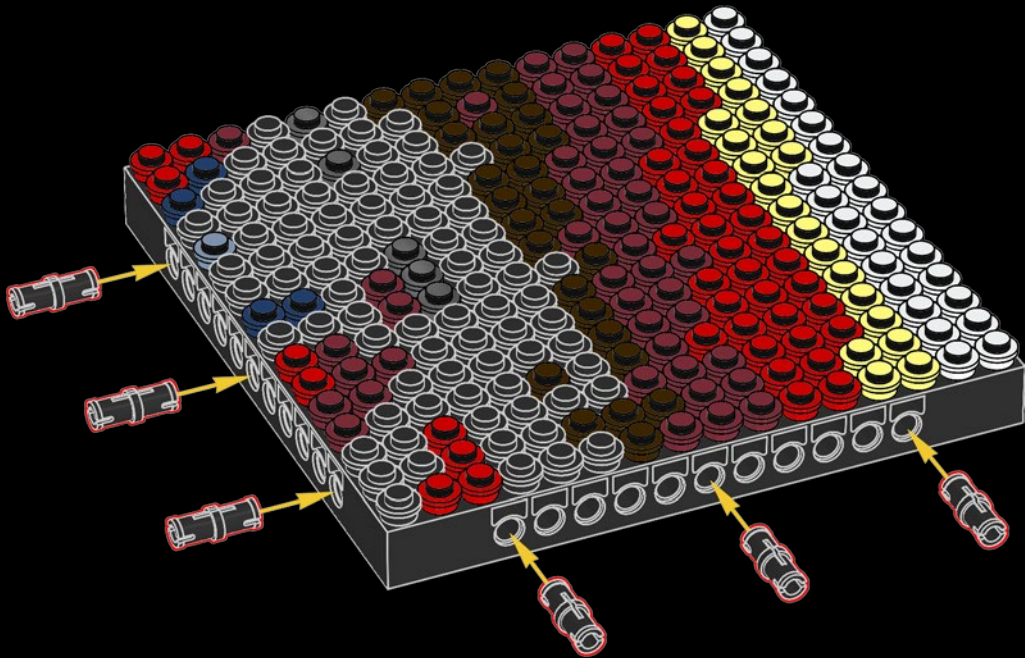




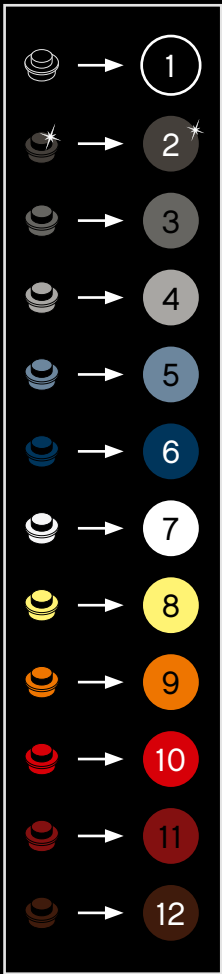












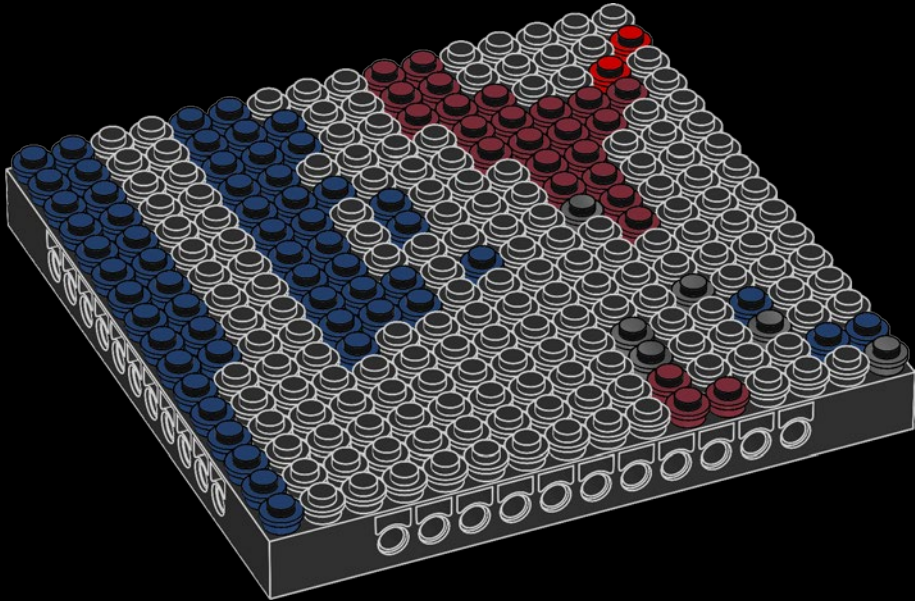



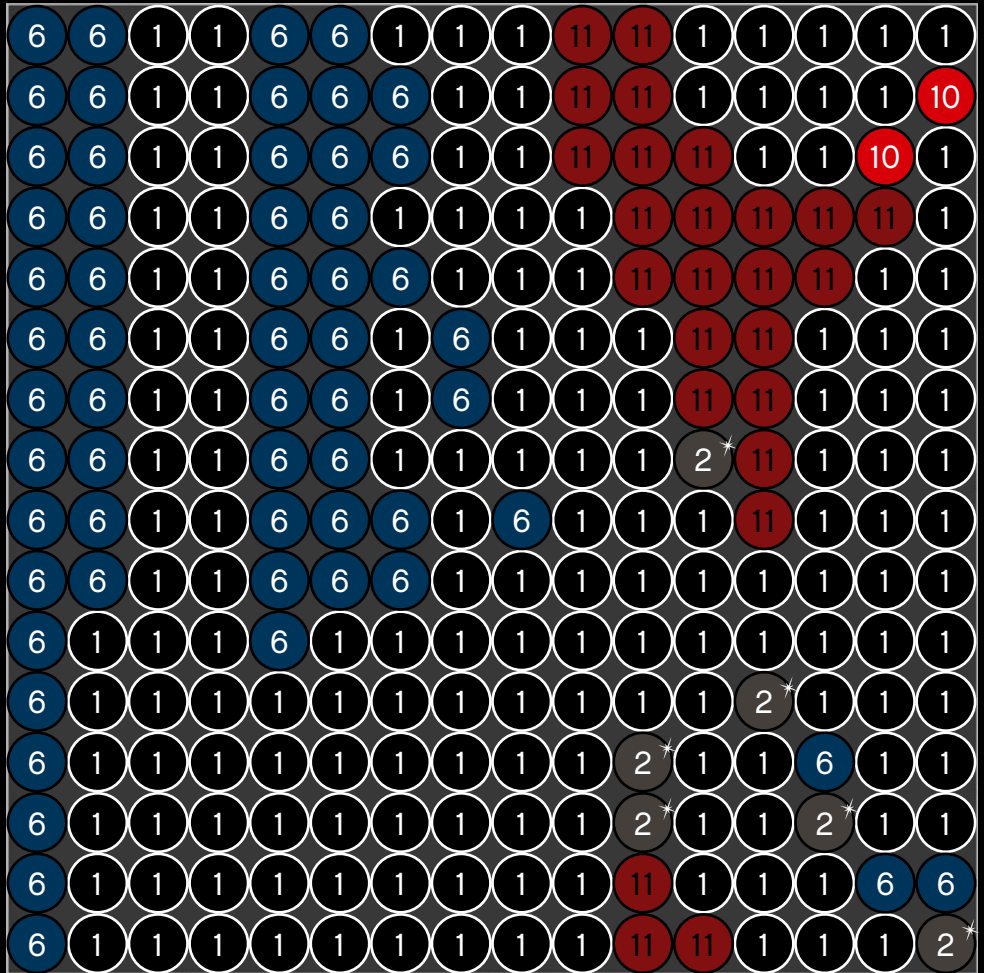
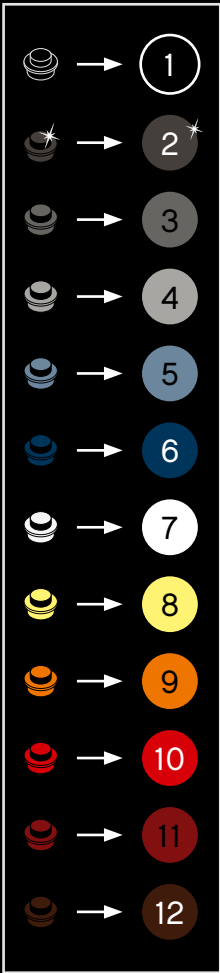


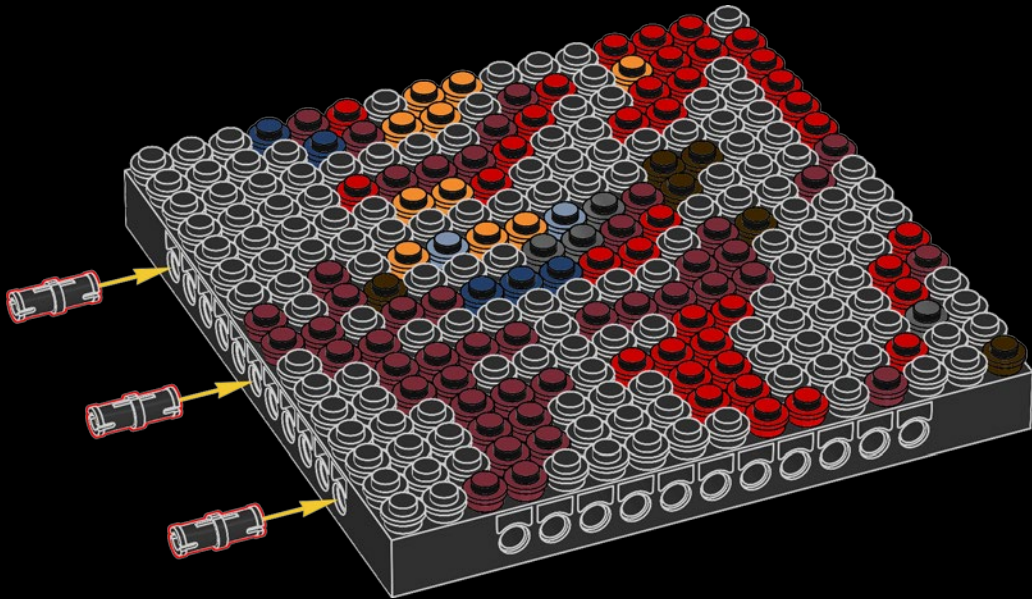



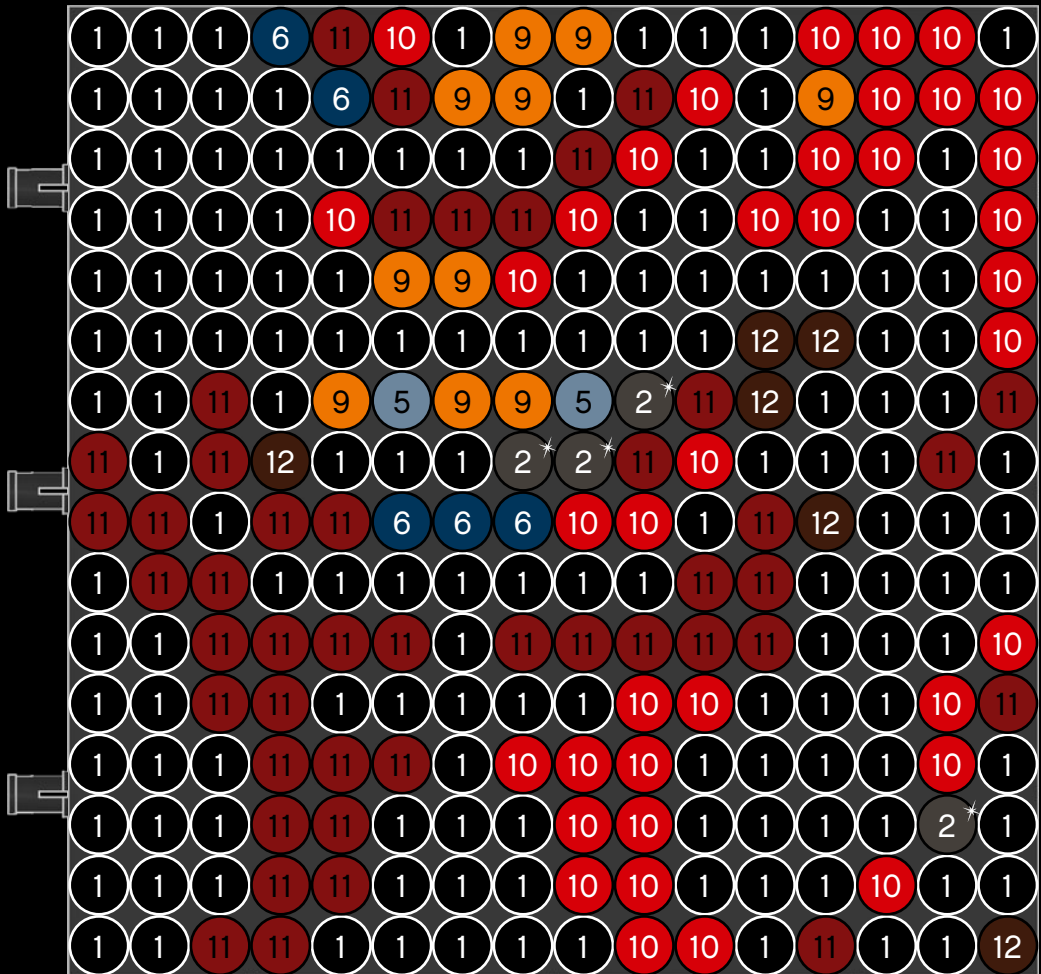
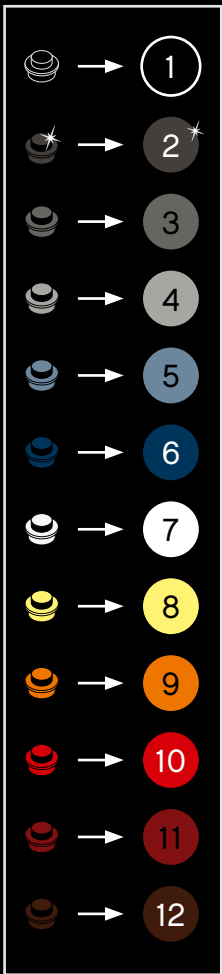


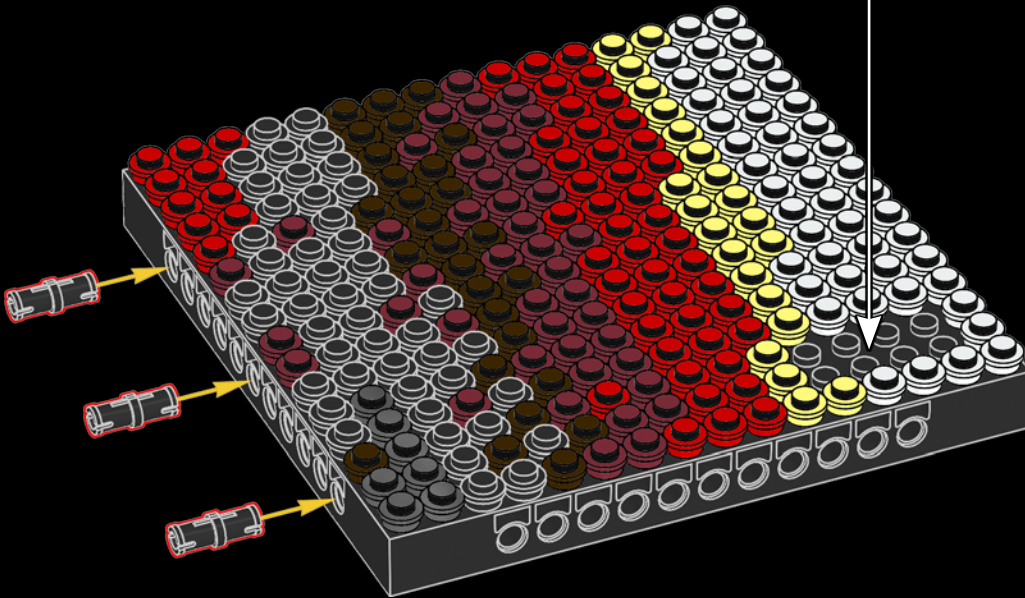
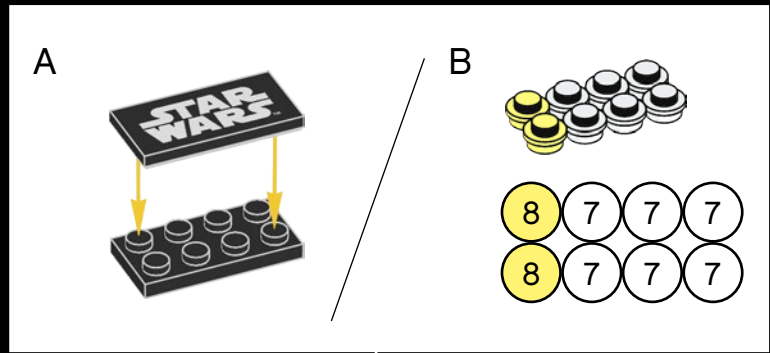




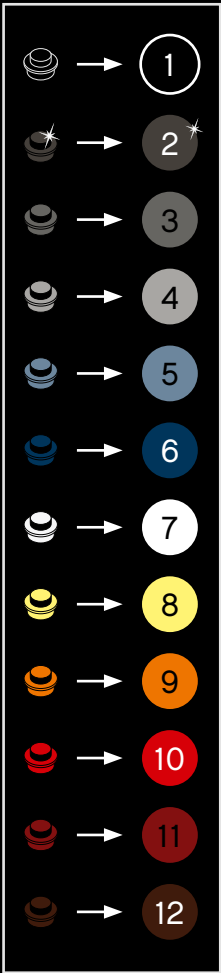


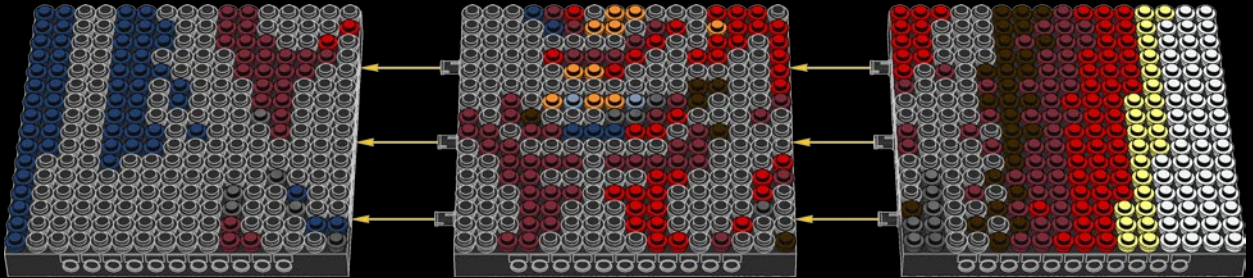








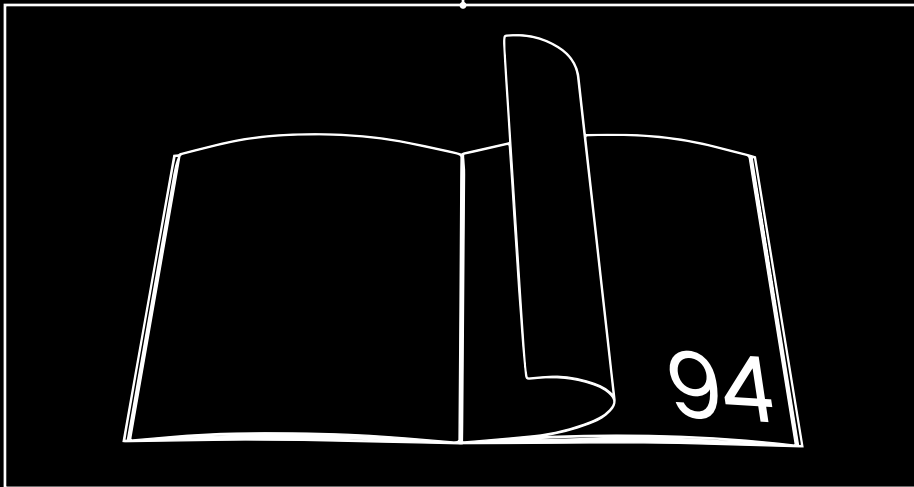


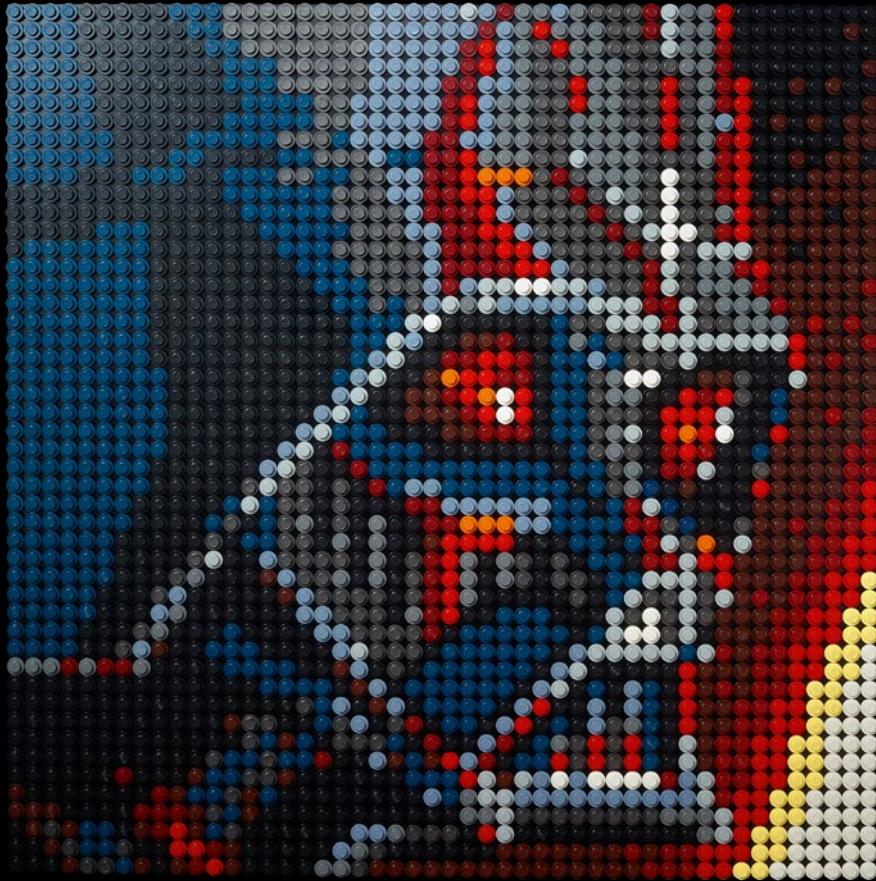


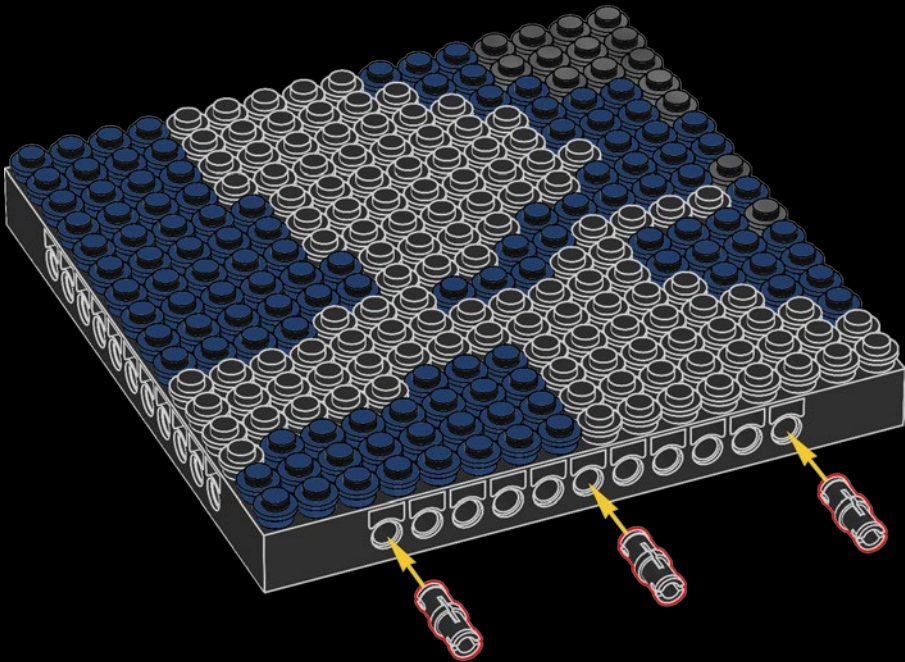
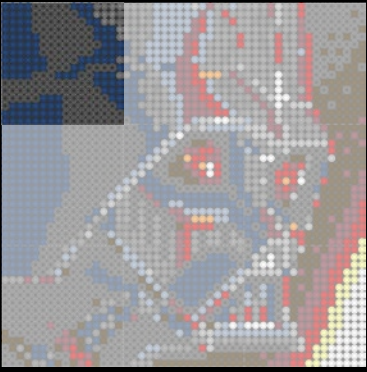


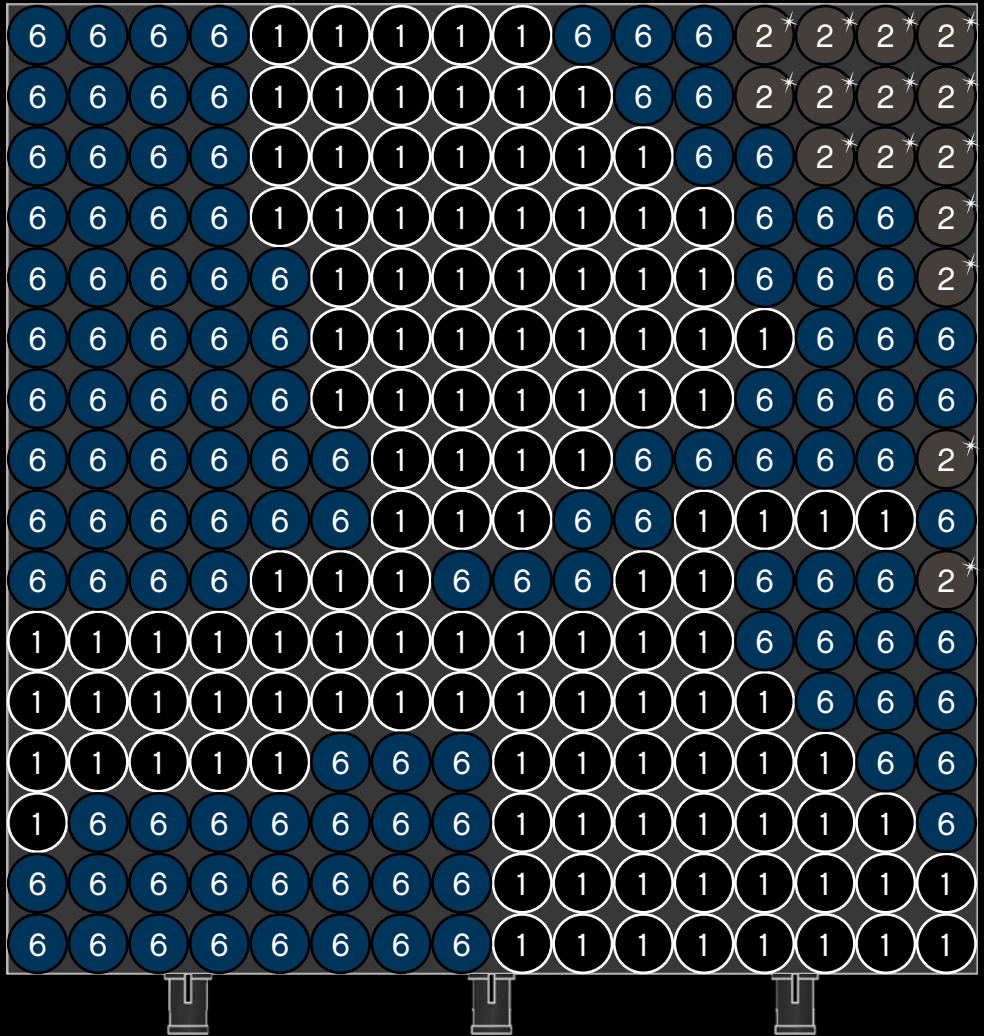
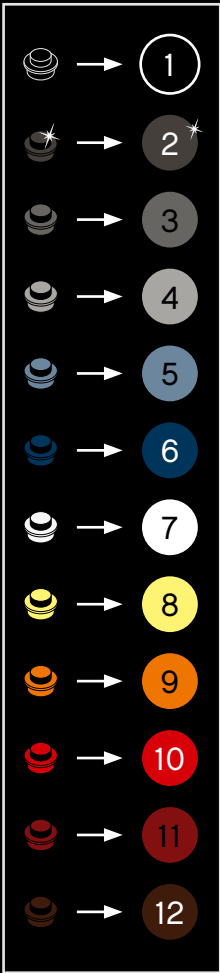


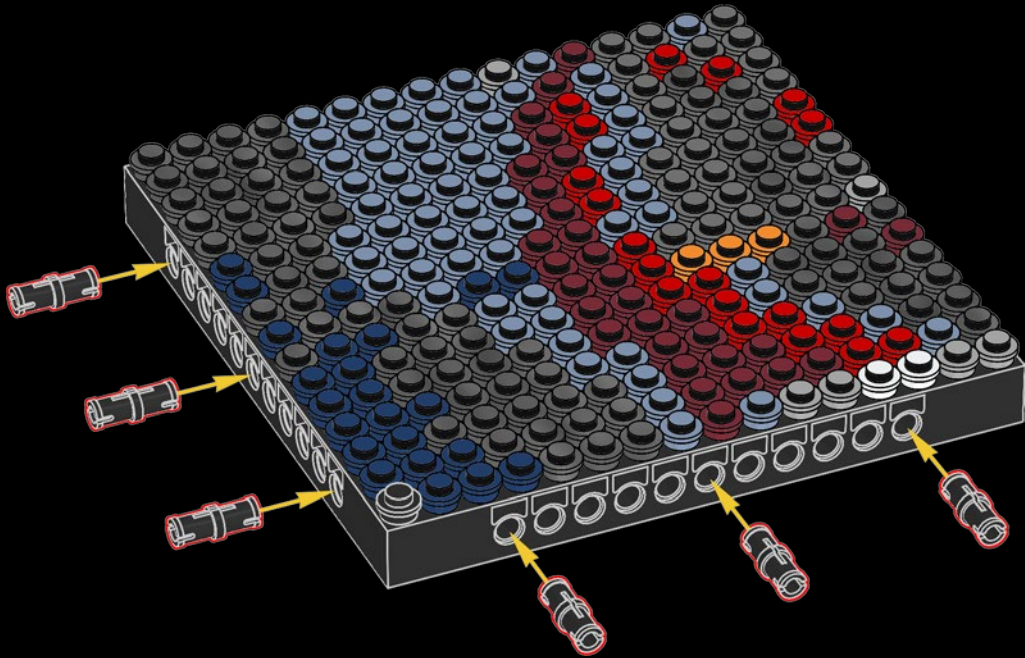
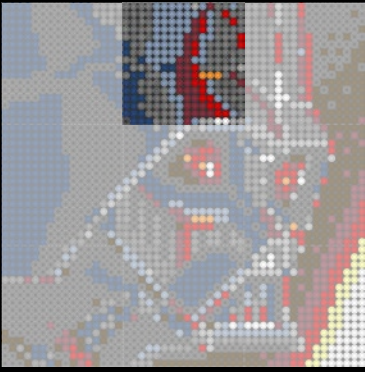









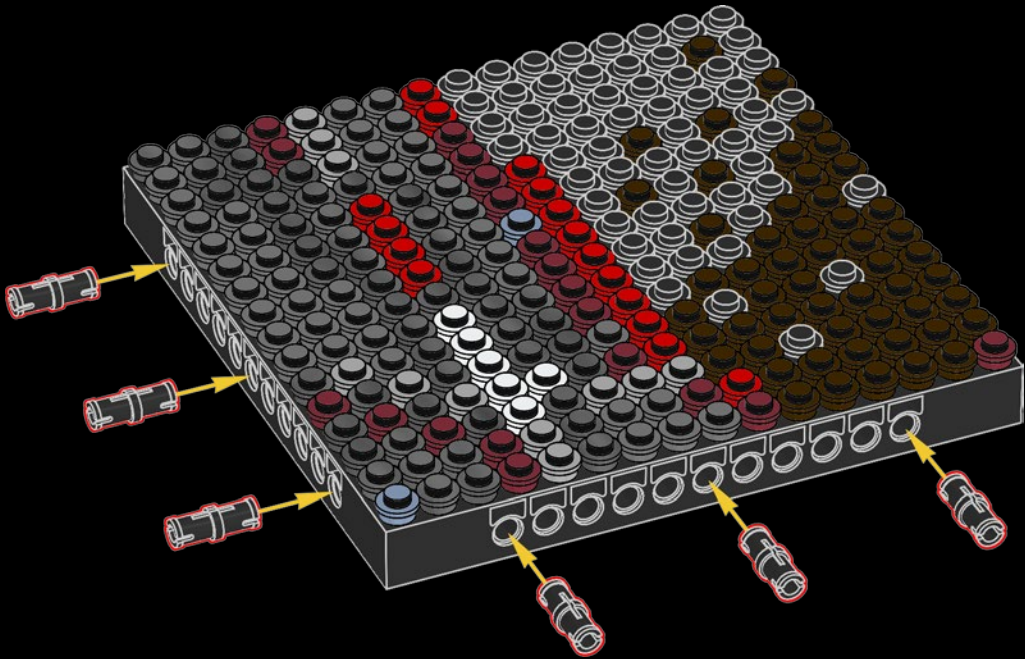




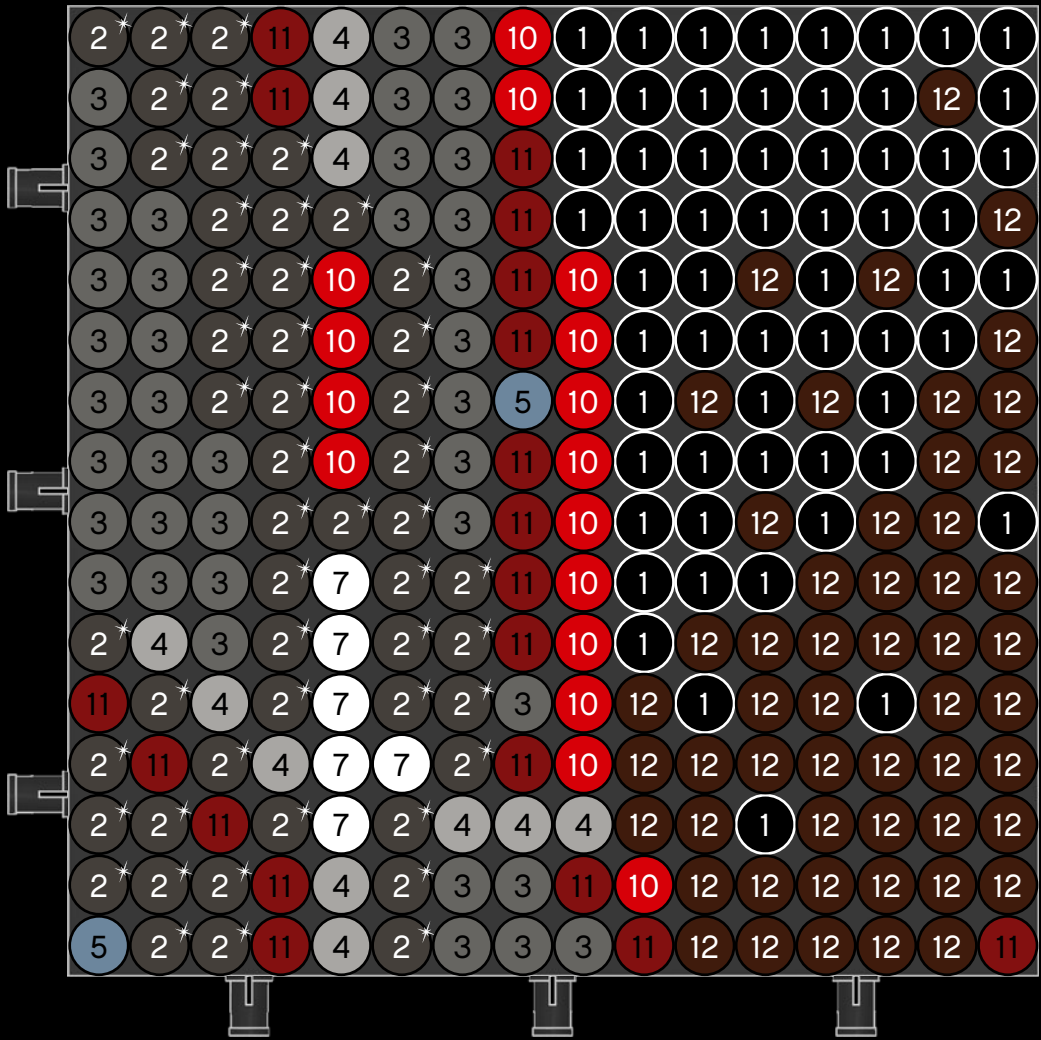
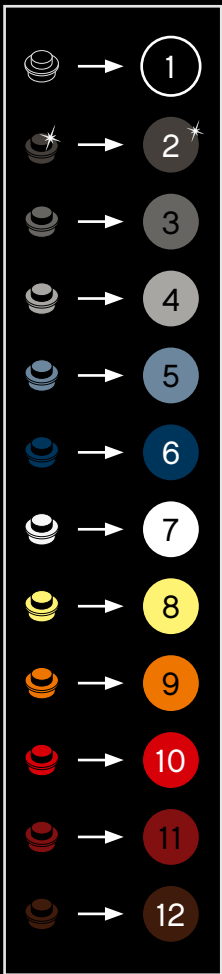
Legend for the board game pieces:

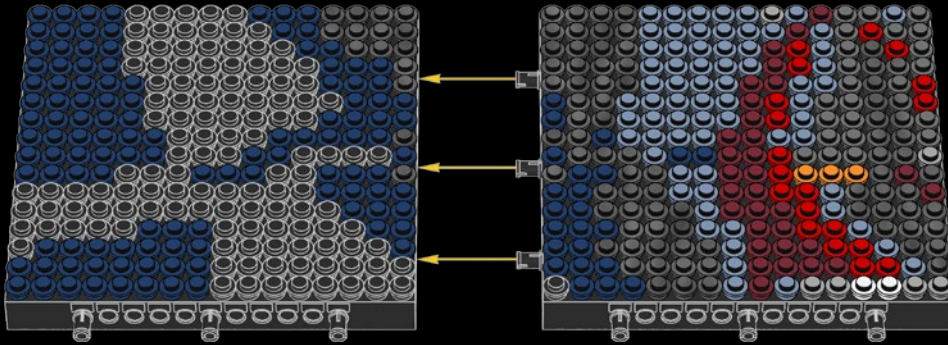
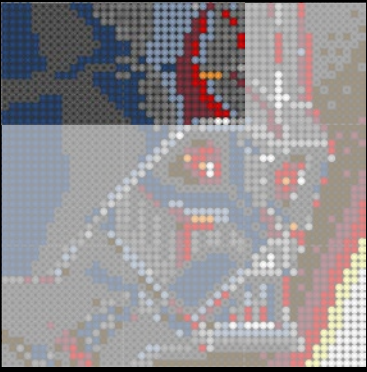
- 1: White circle with a white dot
- 2: Grey circle with a white star
- 3: Grey circle with a white dot
- 4: Grey circle with a white dot
- 5: Blue circle with a white dot
- 6: Blue circle with a white dot
- 7: White circle with a white dot
- 8: Yellow circle with a white dot
- 9: Orange circle with a white dot
- 10: Red circle with a white dot
- 11: Red circle with a white dot
- 12: Brown circle with a white dot

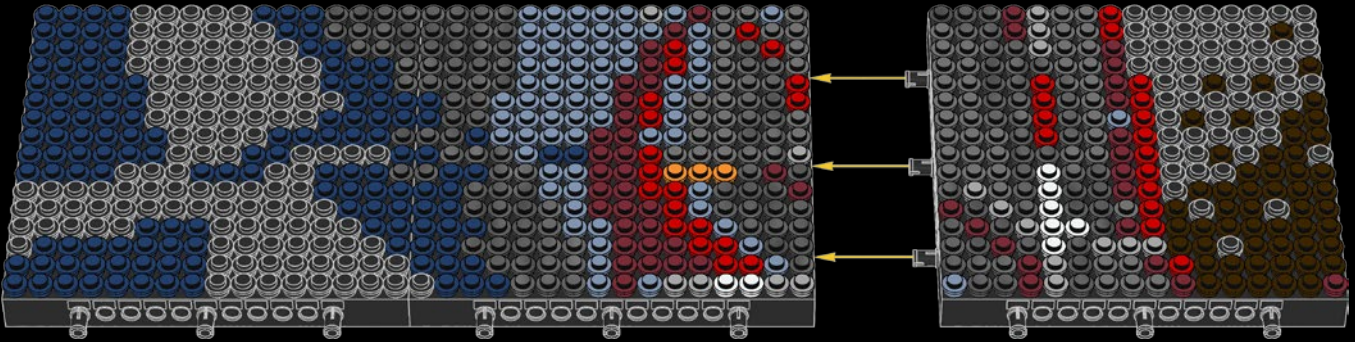



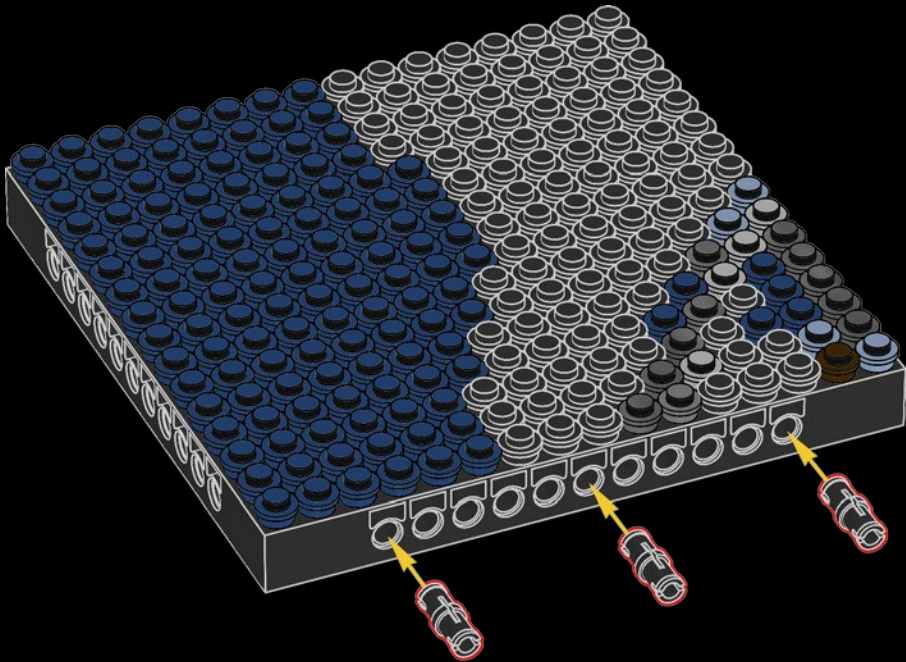



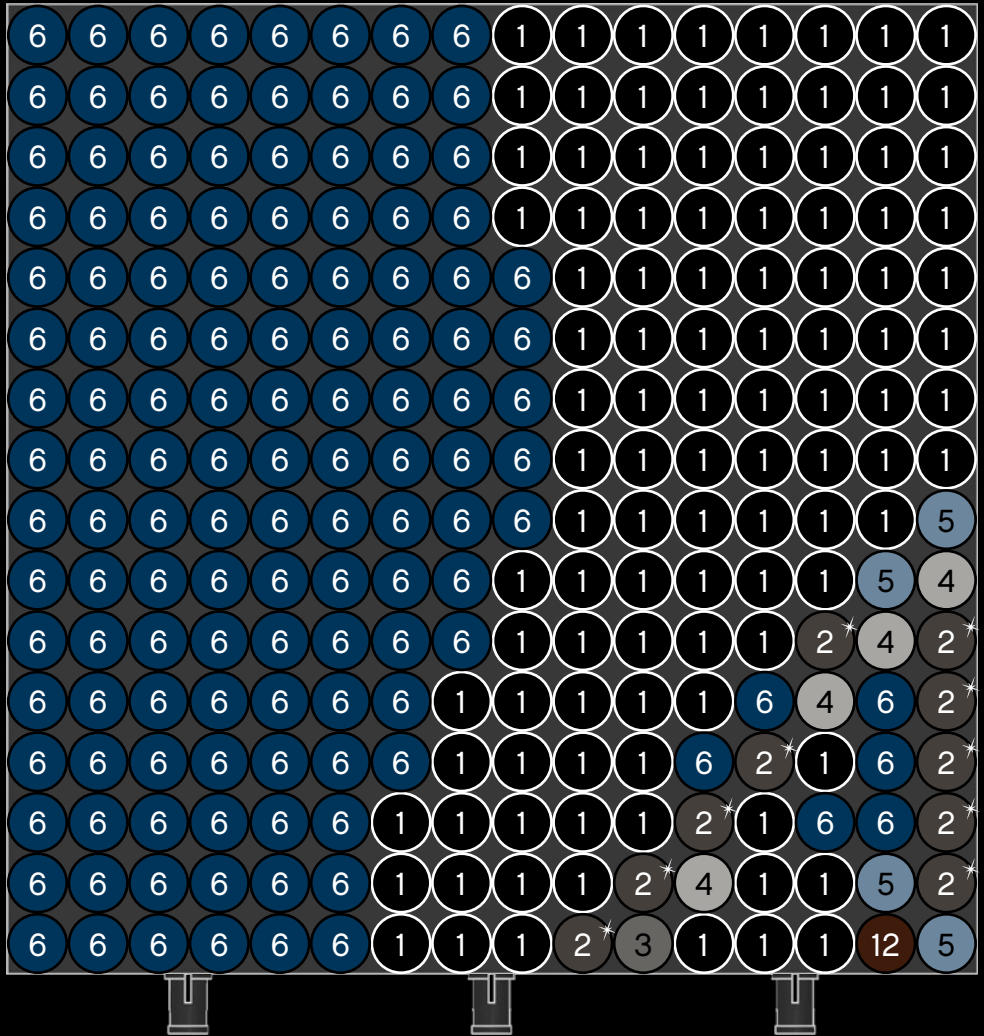
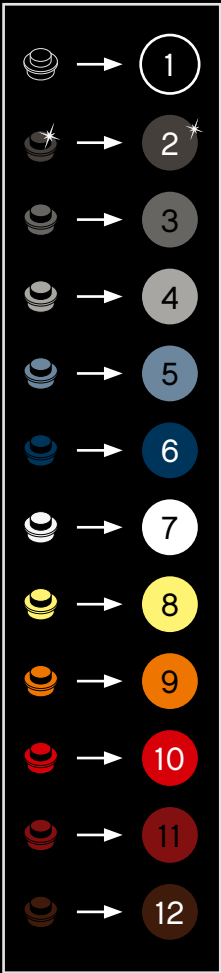


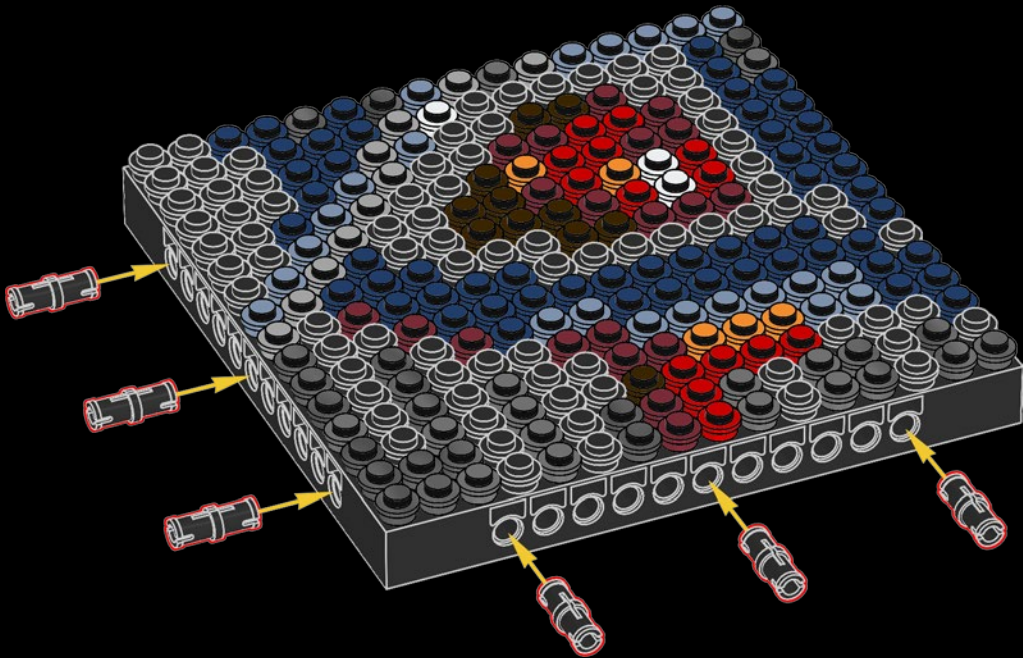









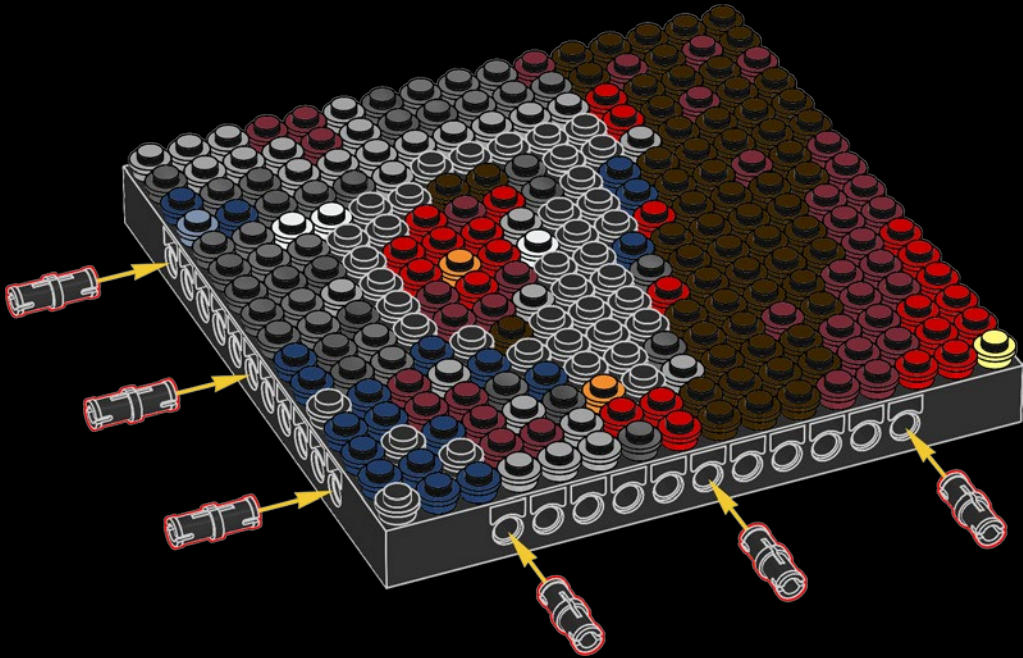




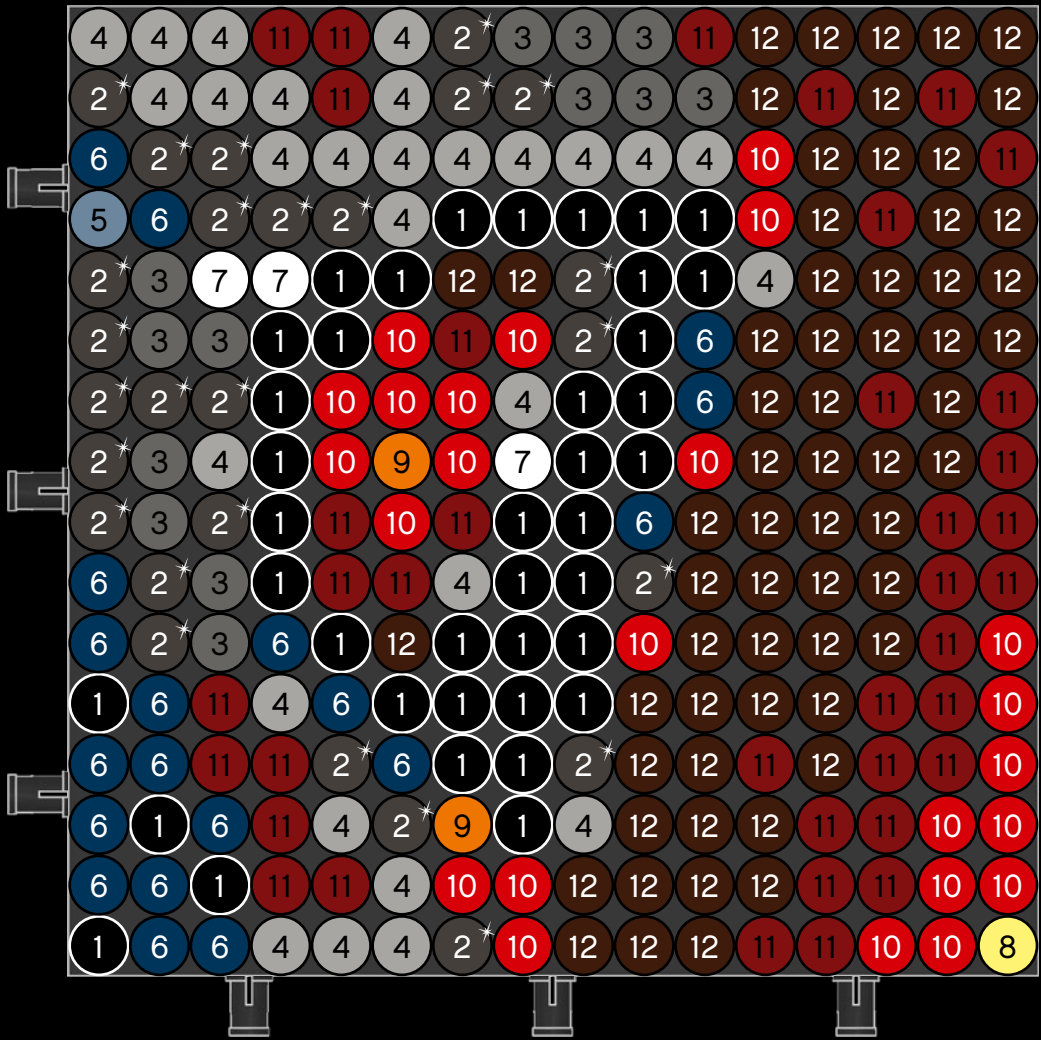
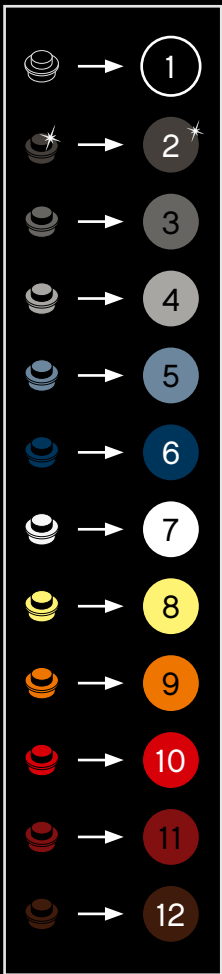
Legend for the board game pieces:


- 1: White piece with a crown icon
- 2: White piece with a crown icon and a star
- 3: Grey piece with a crown icon
- 4: Grey piece with a crown icon
- 5: Blue piece with a crown icon
- 6: Blue piece with a crown icon
- 7: White piece with a crown icon
- 8: Yellow piece with a crown icon
- 9: Orange piece with a crown icon
- 10: Red piece with a crown icon
- 11: Red piece with a crown icon
- 12: Brown piece with a crown icon





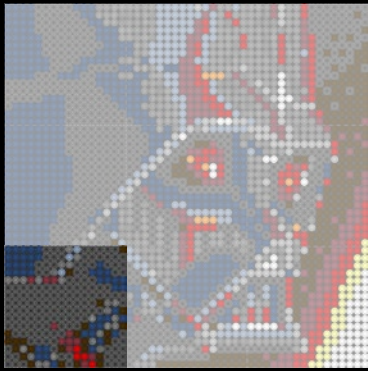


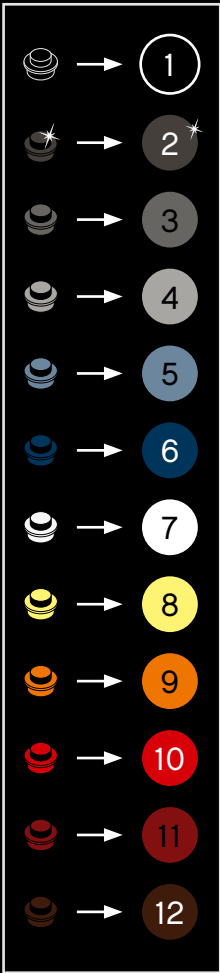


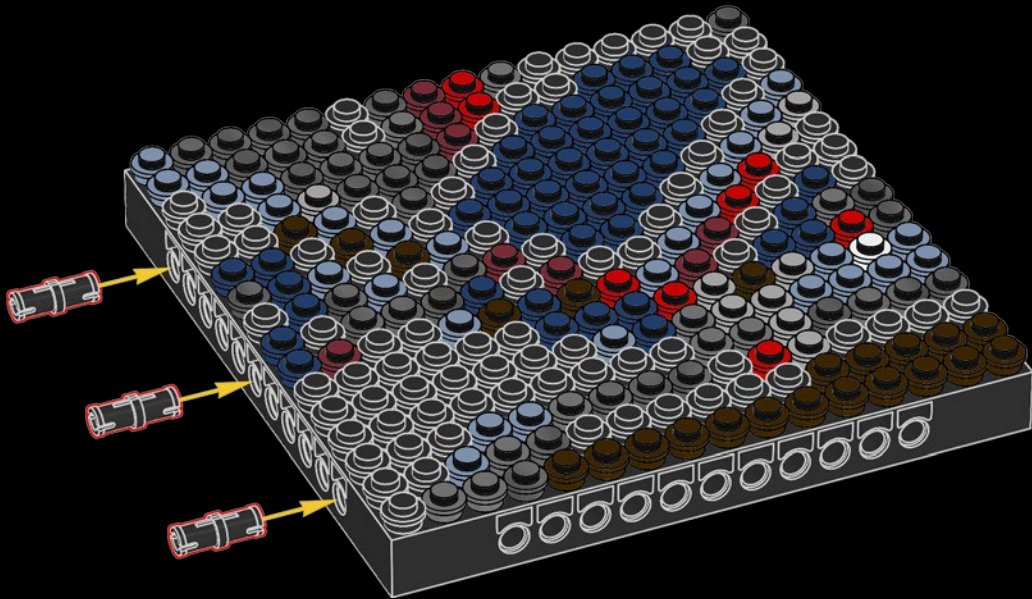



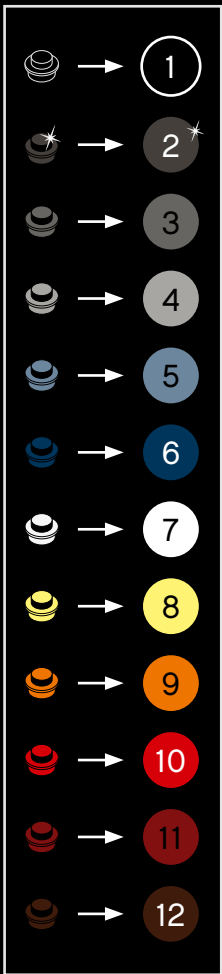



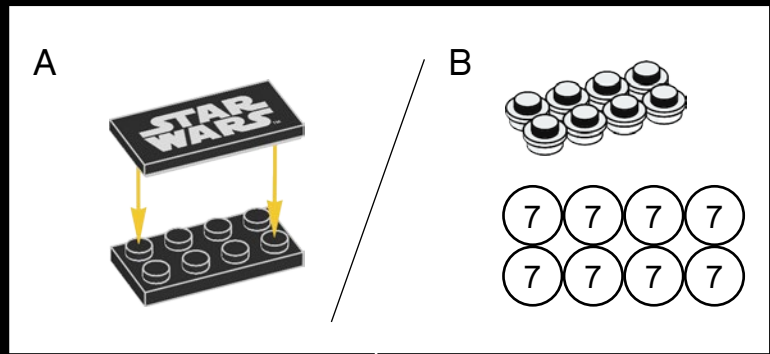
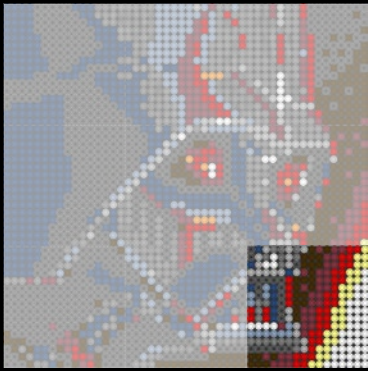














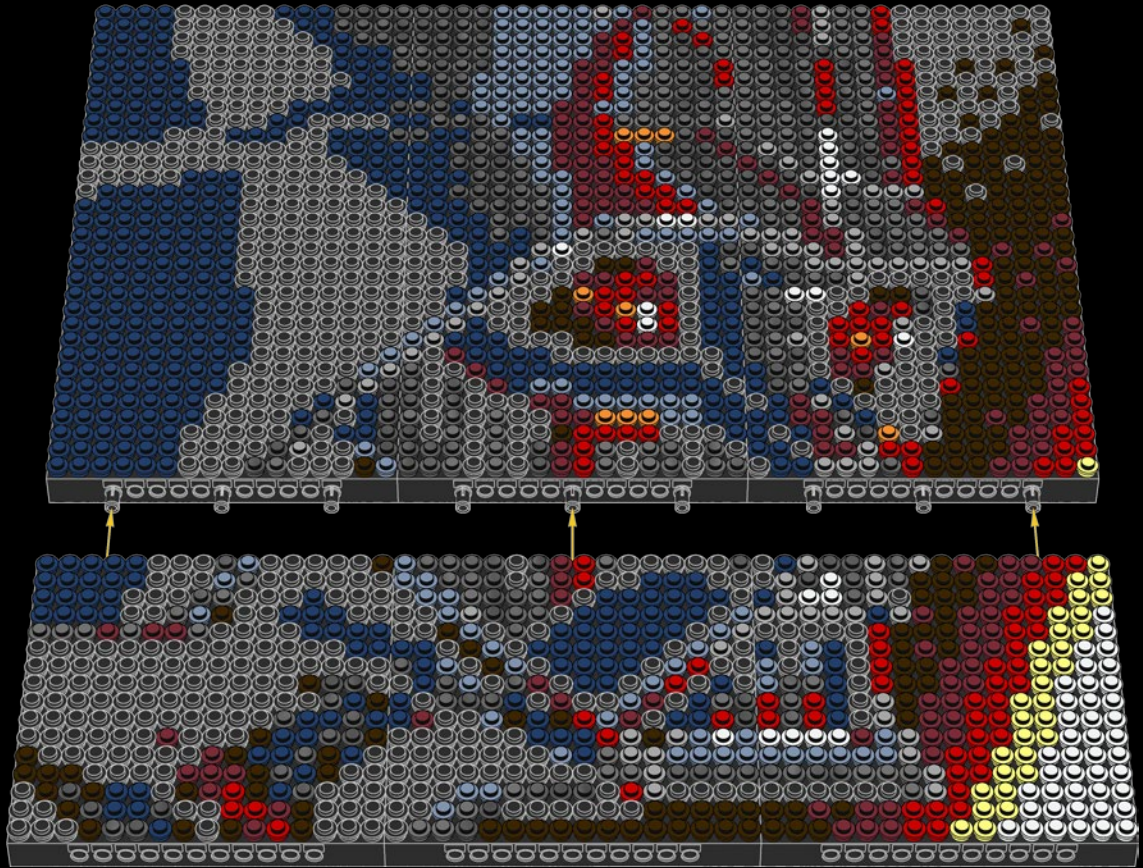


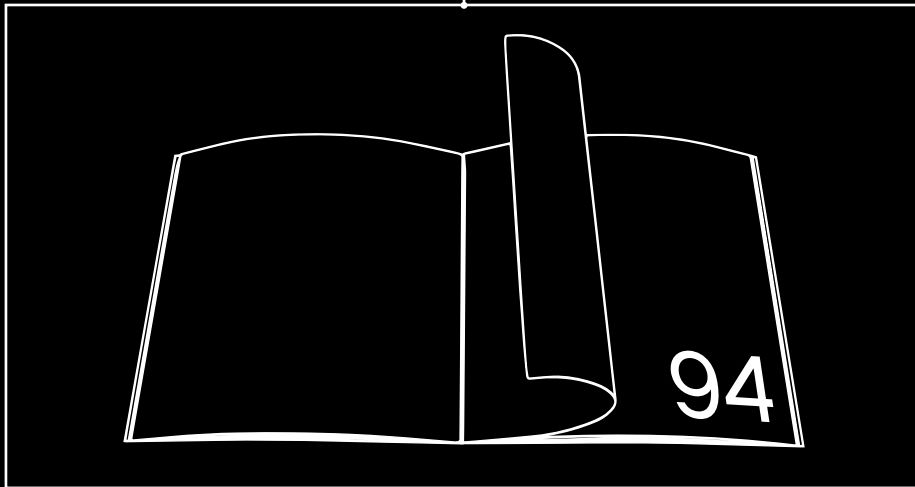

Legend for the board game pieces:

- 1: White circle with a white number 1
- 2: Grey circle with a white number 2 and a white star
- 3: Grey circle with a white number 3
- 4: Grey circle with a white number 4
- 5: Light blue circle with a white number 5
- 6: Dark blue circle with a white number 6
- 7: White circle with a white number 7
- 8: Yellow circle with a white number 8
- 9: Orange circle with a white number 9
- 10: Red circle with a white number 10
- 11: Dark red circle with a white number 11
- 12: Brown circle with a white number 12

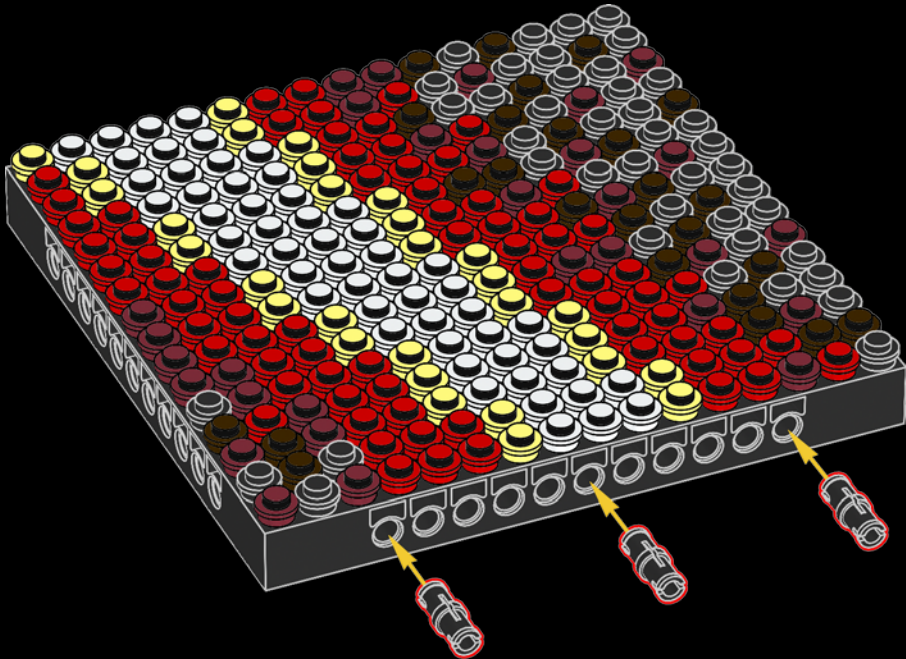




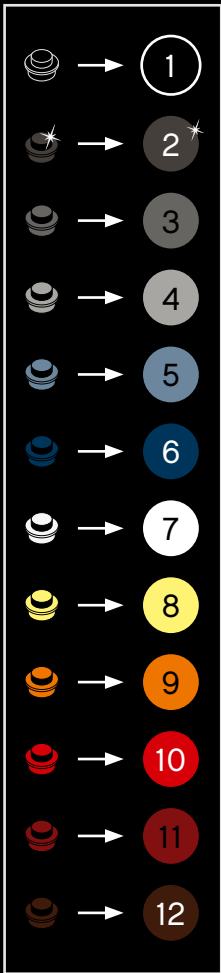


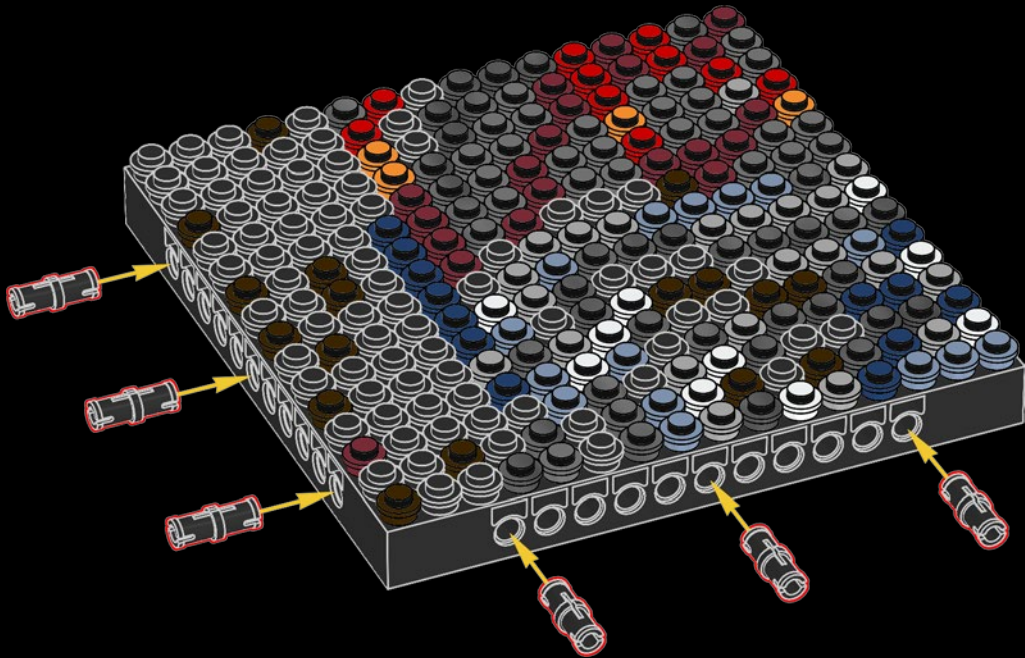






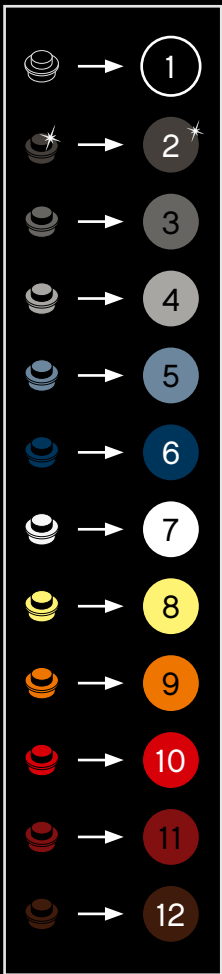


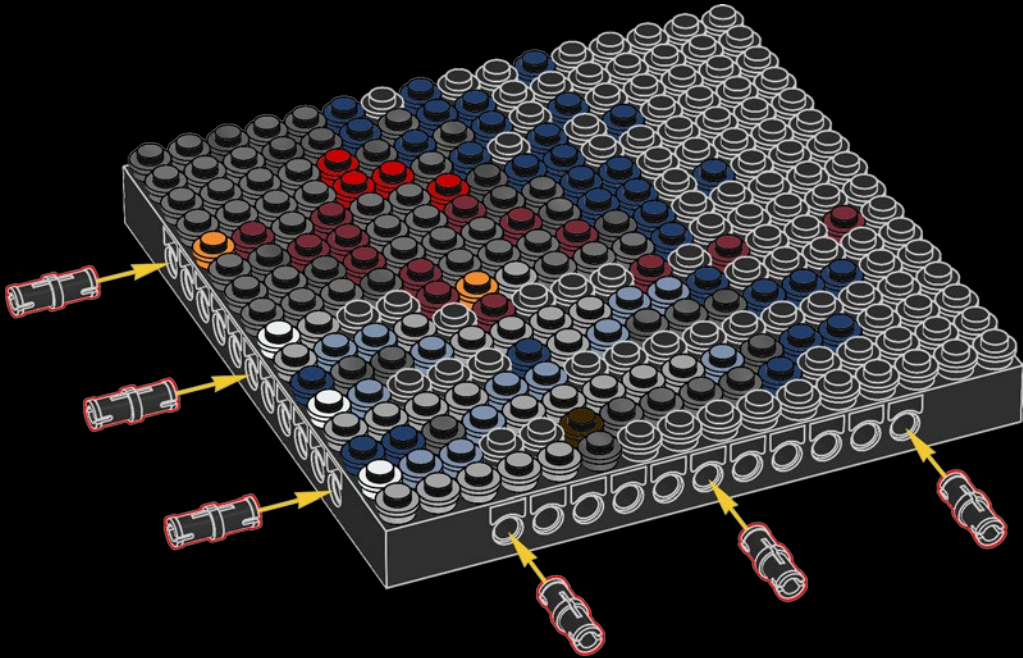




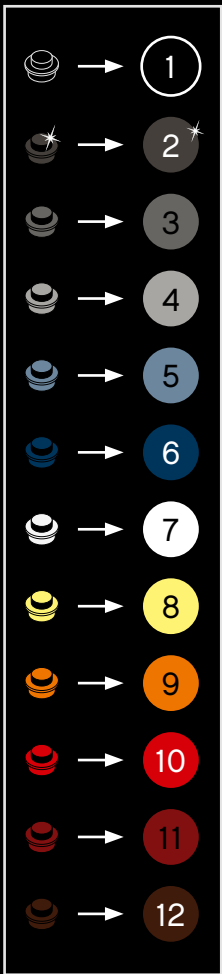


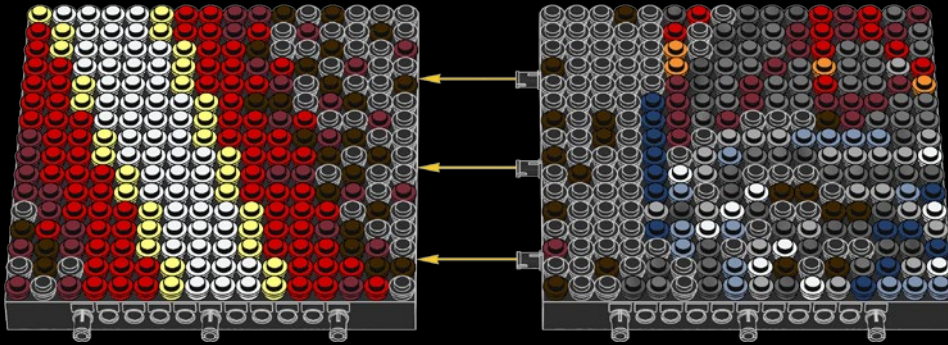



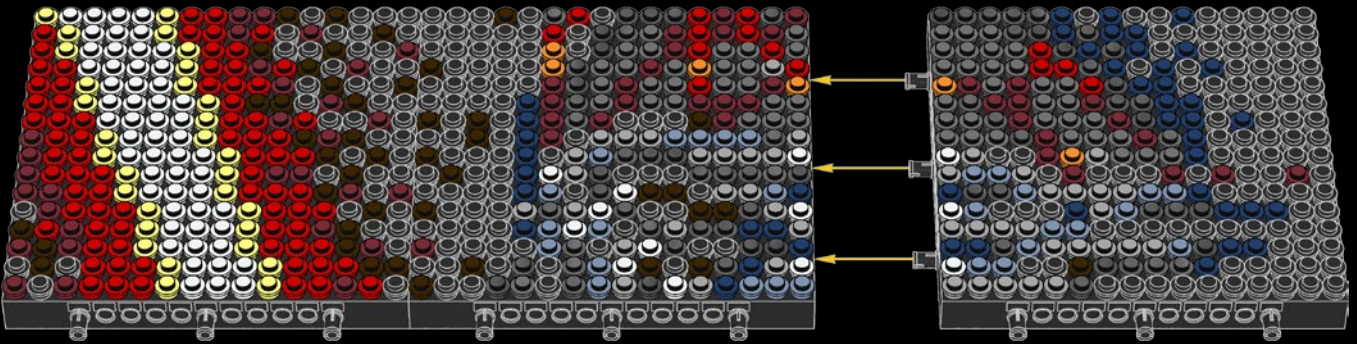



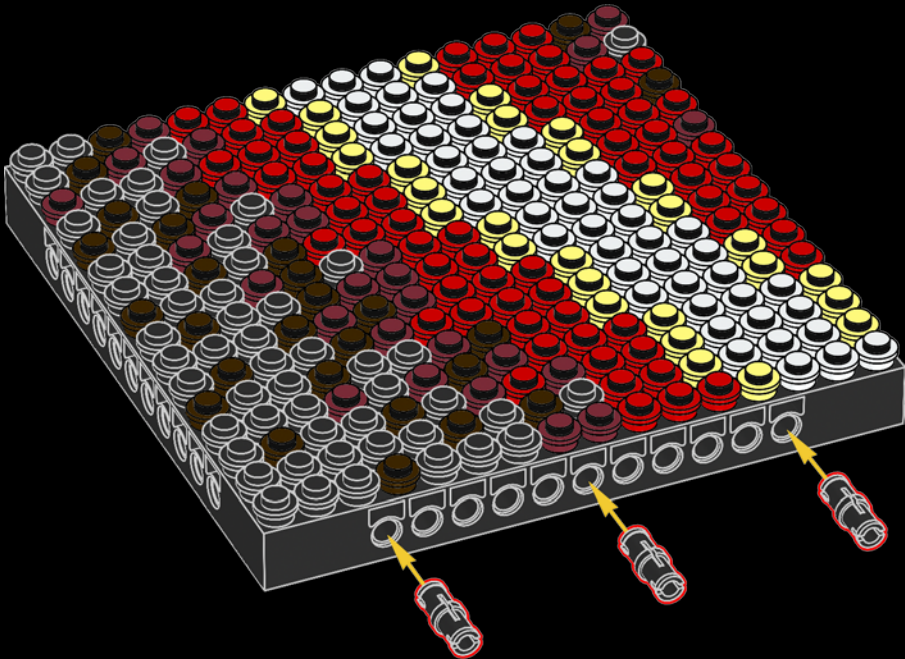




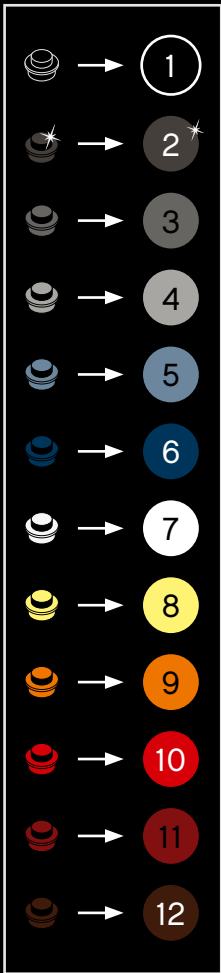


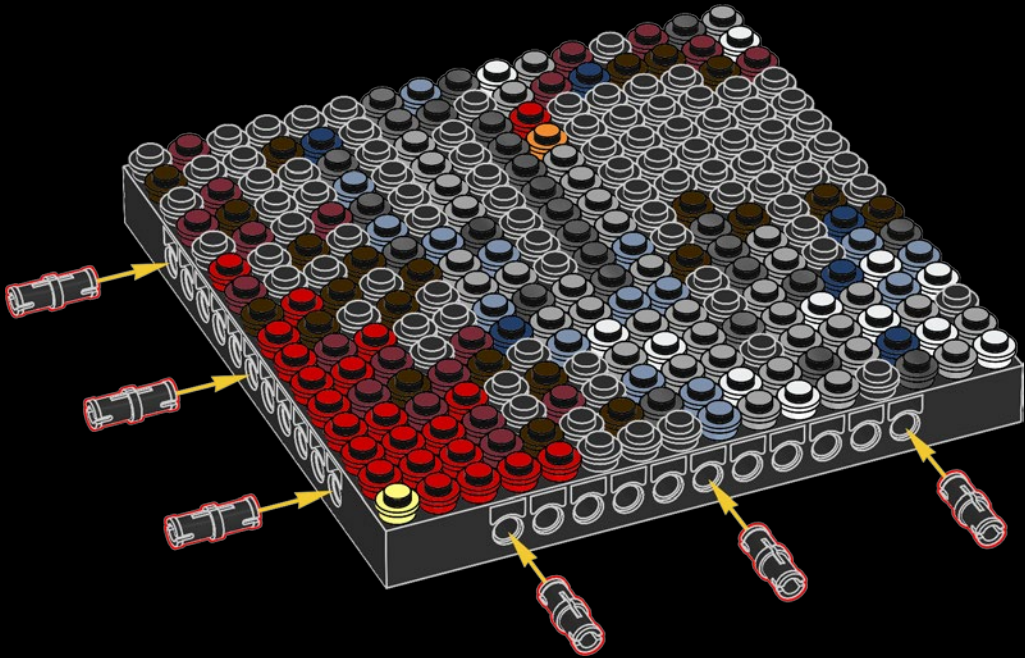






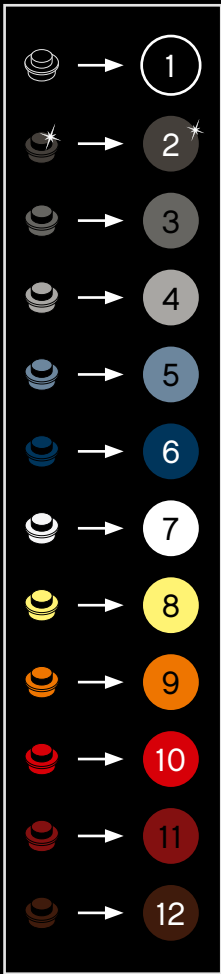


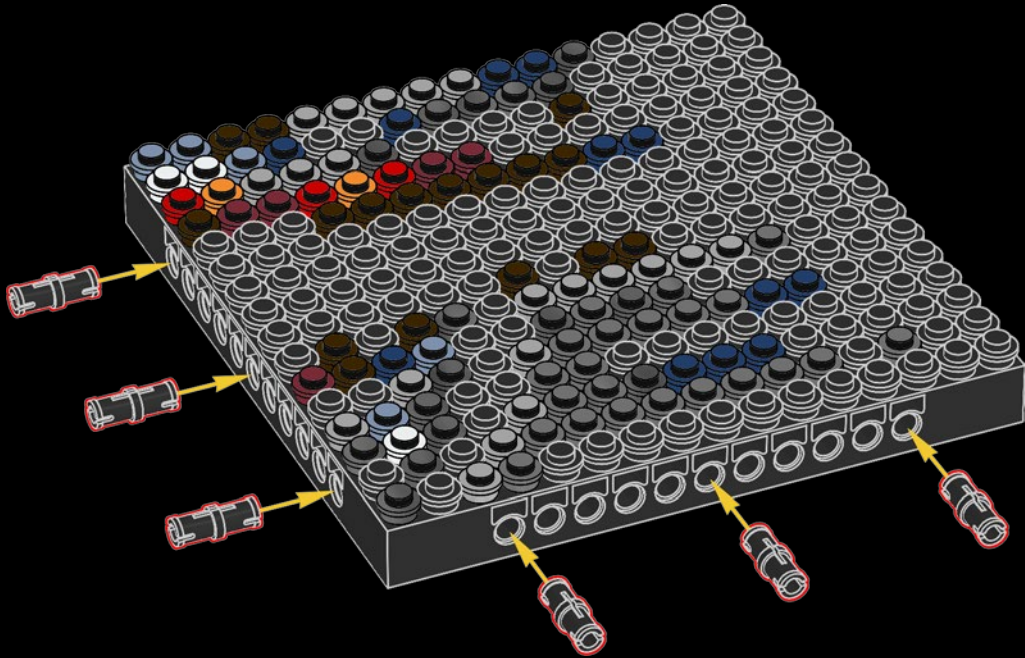


















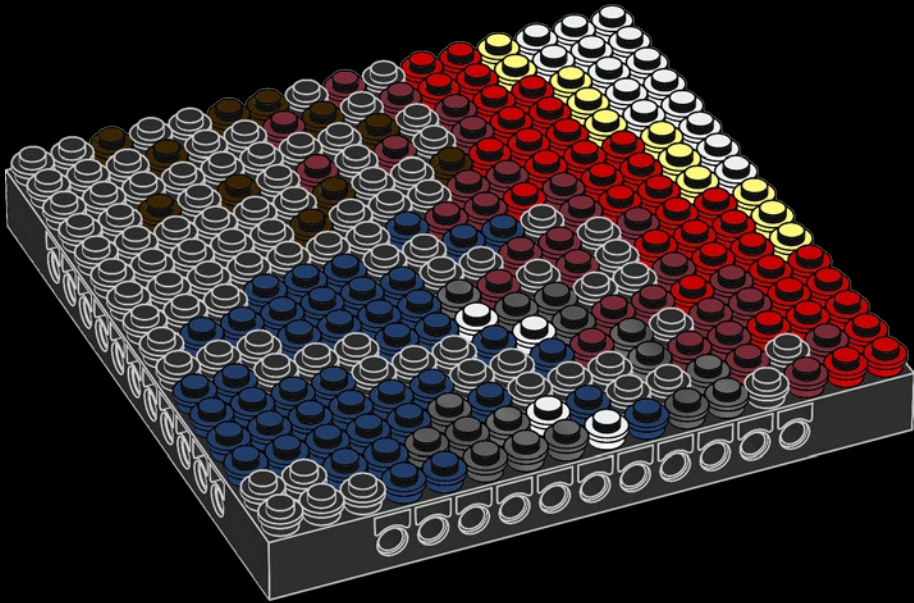

Legend for the 15-puzzle tiles:


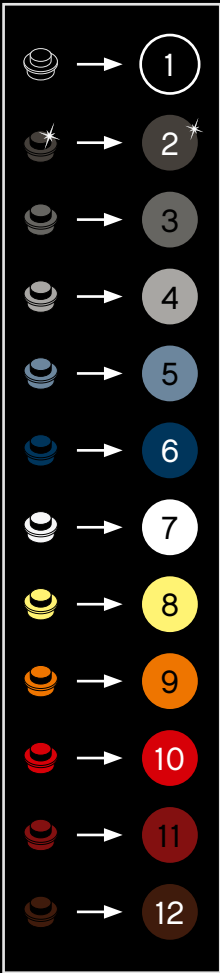
- 1: White tile with a white ring on top
- 2: Grey tile with a white ring on top and a star on the right
- 3: Grey tile with a white ring on top
- 4: Grey tile with a white ring on top
- 5: Blue tile with a white ring on top
- 6: Blue tile with a white ring on top
- 7: White tile with a white ring on top
- 8: Yellow tile with a white ring on top
- 9: Orange tile with a white ring on top
- 10: Red tile with a white ring on top
- 11: Red tile with a white ring on top
- 12: Brown tile with a white ring on top

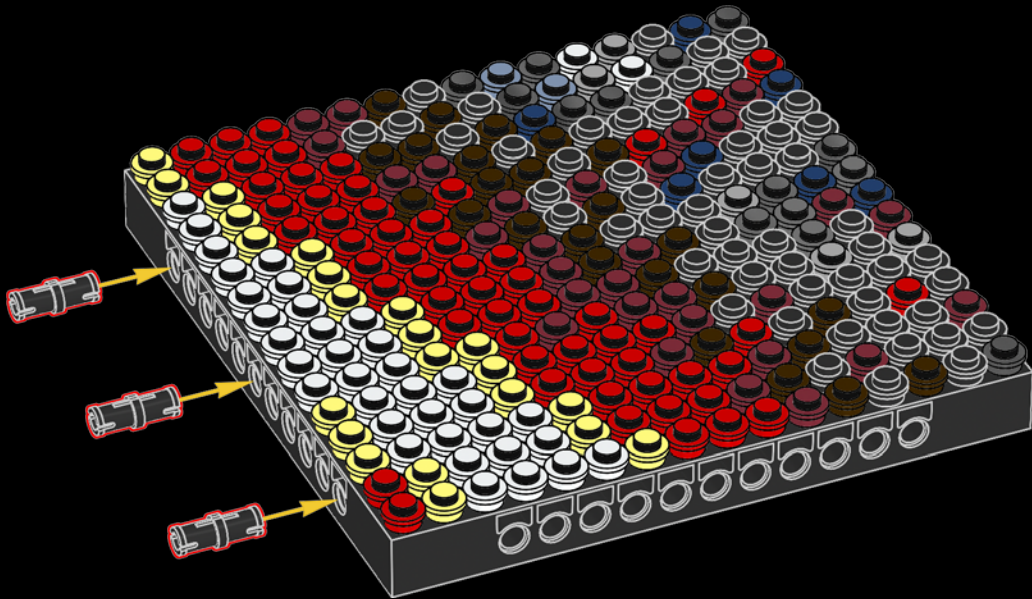






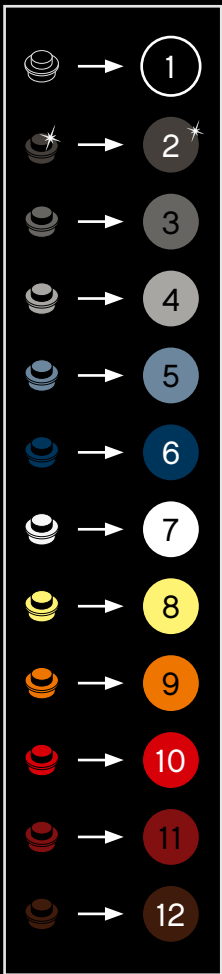


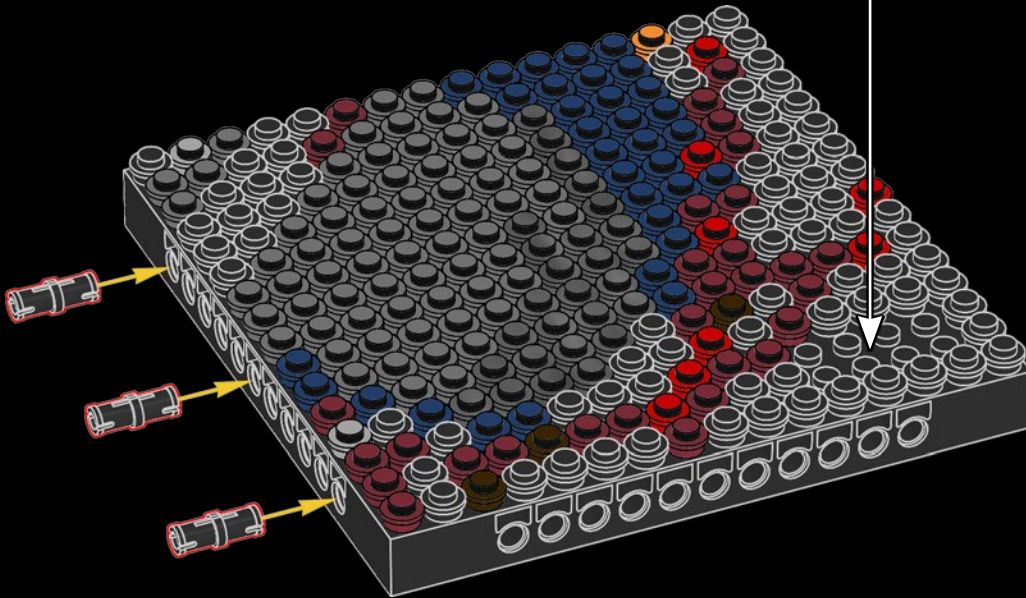
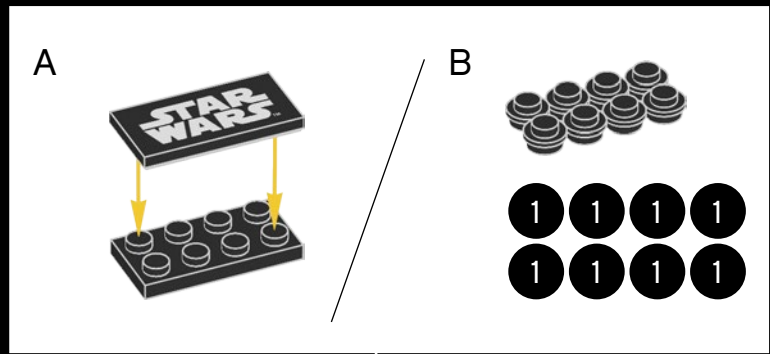




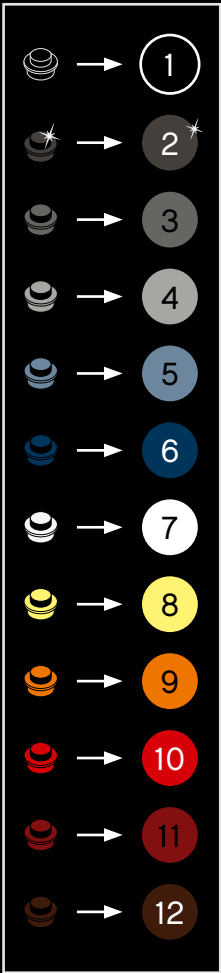




















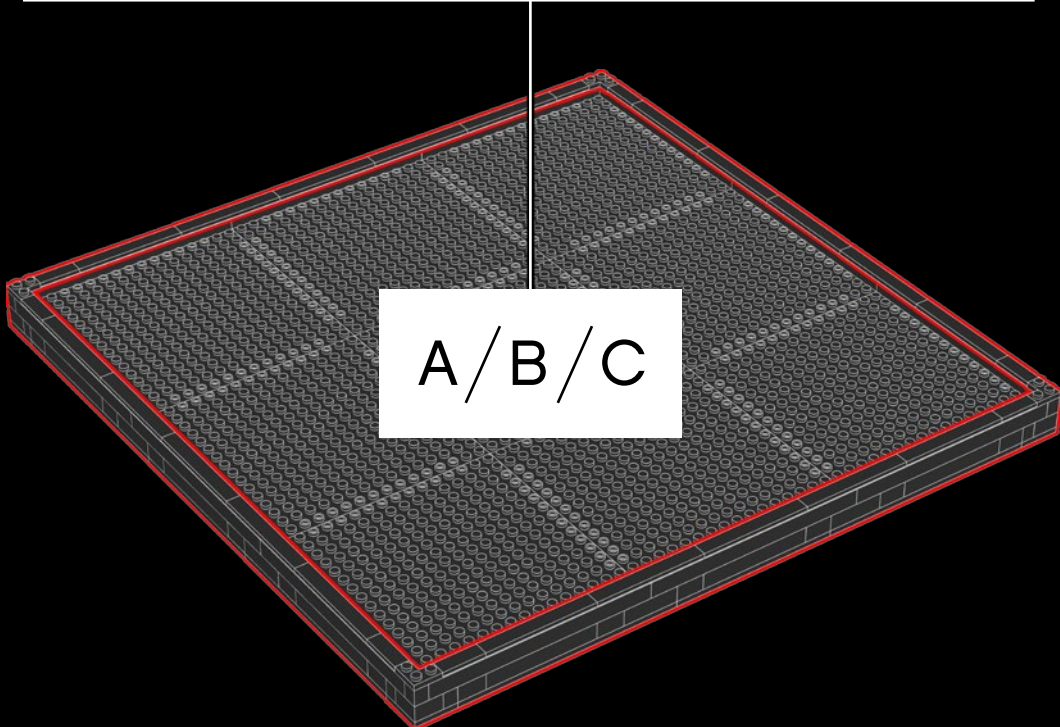

A

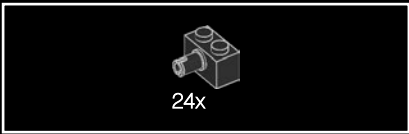


B





C






1







2






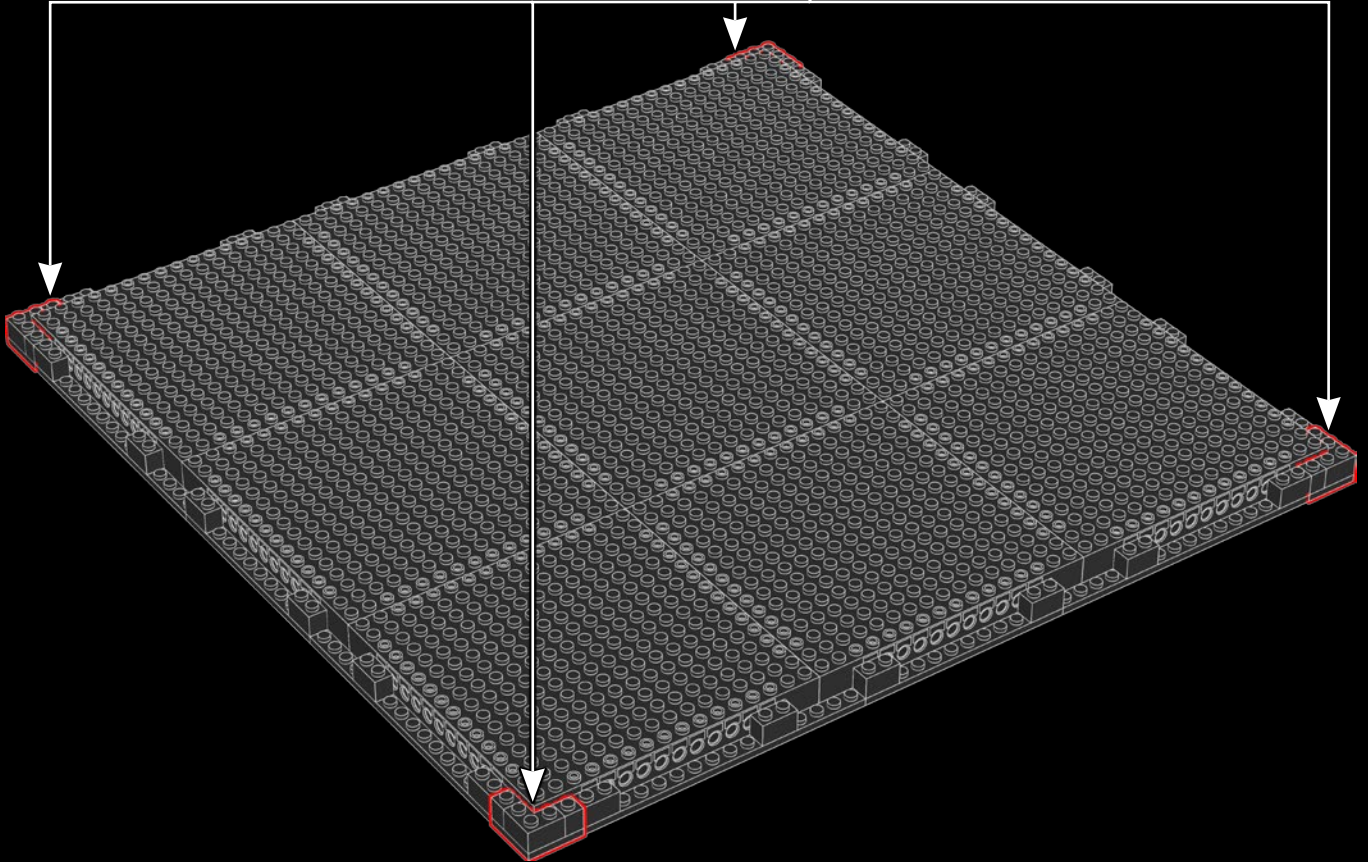
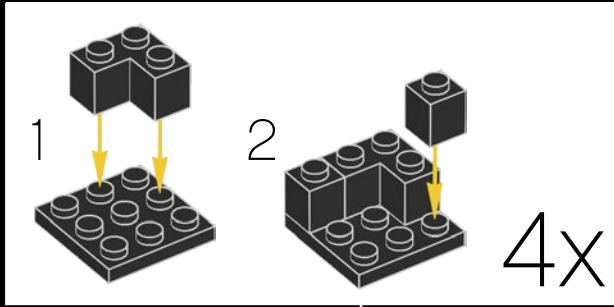


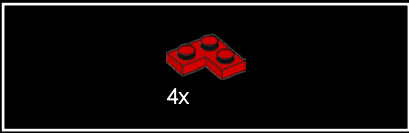
3



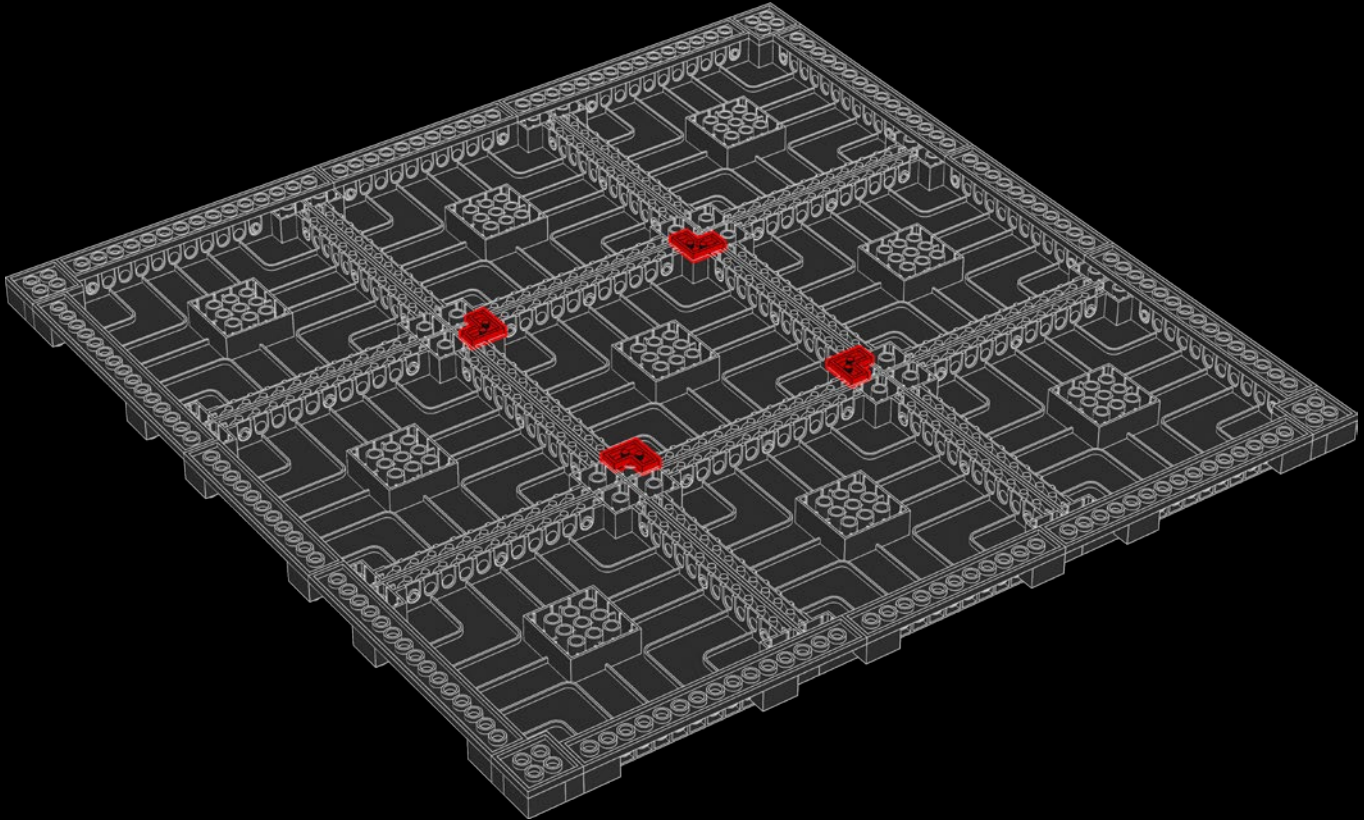


4





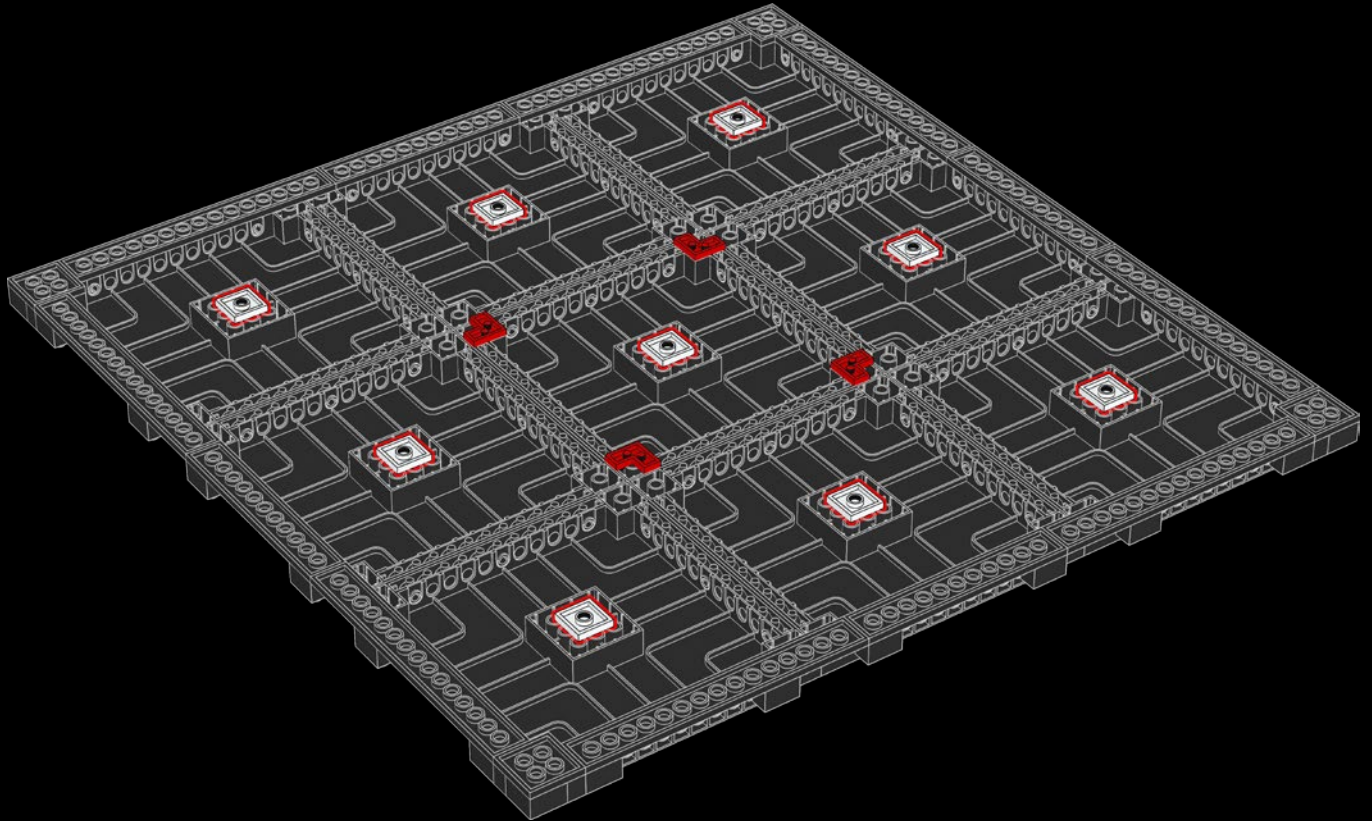
5

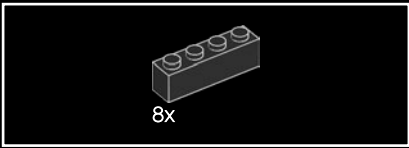





9x

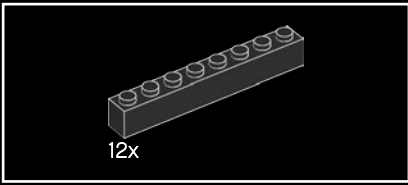
6






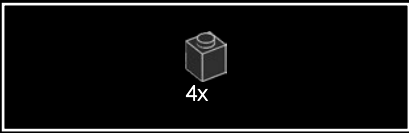
7







8






9

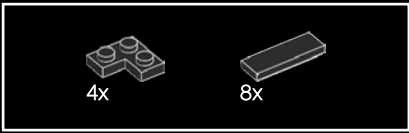





10









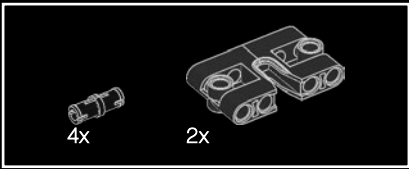
11



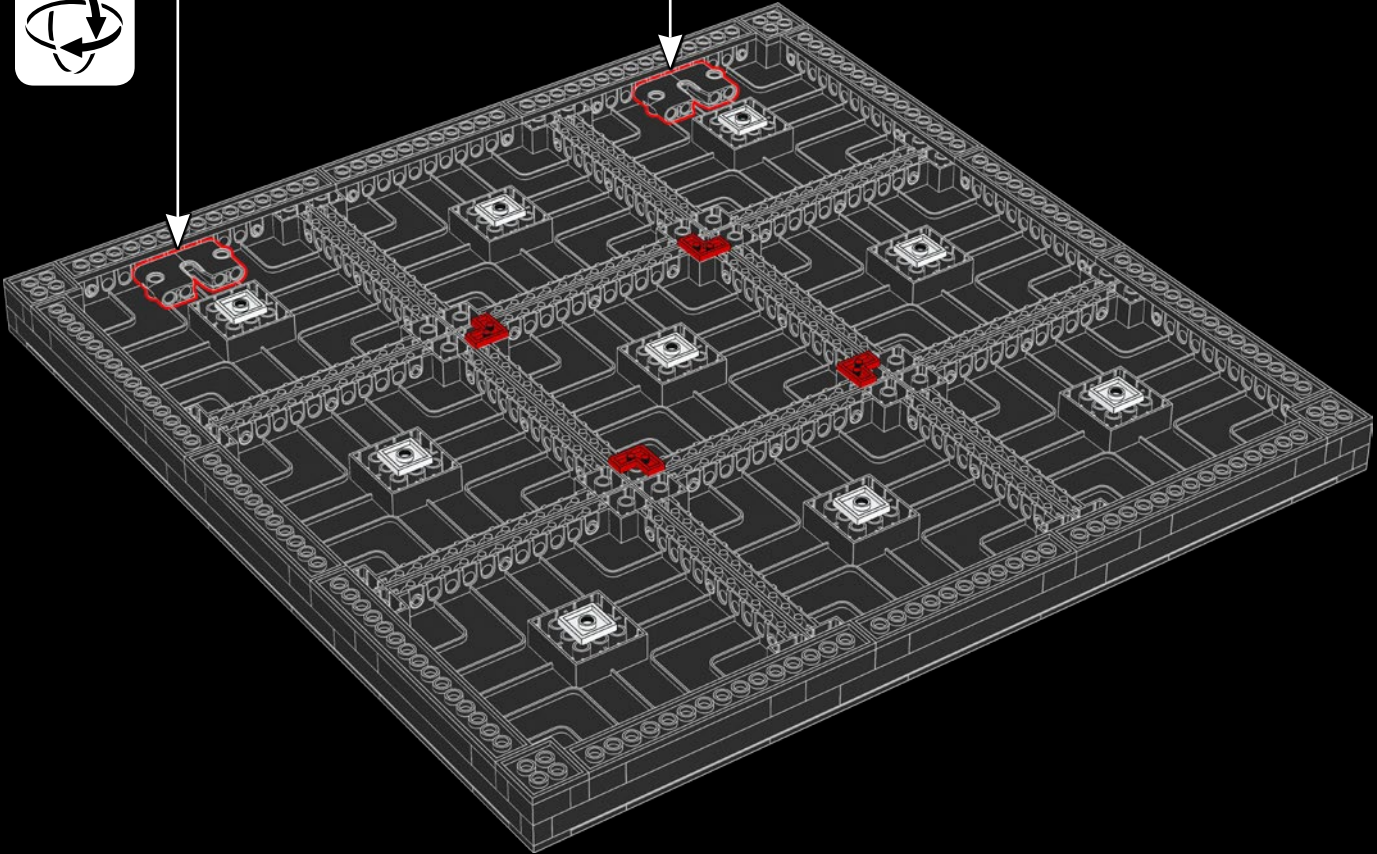


12





13



BUILD THE ULTIMATE SITH™ IMAGE  
CONSTRUISEZ L'IMAGE D'UN SITH™ D'EXCEPTION  
CONSTRUYE LA MÁXIMA EXPRESIÓN VISUAL DEL SITH™

3x



**EN** Combine three LEGO® Star Wars™ The Sith™ sets into a supreme, ultimate villain build. For serious dark-siders only.

**BUILDING INSTRUCTION**

Find out how to build your ultimate iconic art on our website or scan the QR code.

**FR** Combinez trois ensembles Les Sith LEGO® Star Wars™ pour créer une œuvre triplement maléfique. Seulement pour ceux qui aiment le côté obscur.

**INSTRUCTIONS DE MONTAGE**

Découvrez comment construire votre œuvre d'art emblématique sur notre site Web ou balayez le code QR.

**ES** Combina tres sets LEGO® Star Wars™: Los Sith en un modelo maligno de insuperable nivel. Solo para verdaderos miembros del lado oscuro.

**INSTRUCCIONES DE CONSTRUCCIÓN**

Descubre cómo construir la versión artística más impresionante de este ícono en nuestro sitio web o escanea el código QR.





[LEGO.com/buildinginstructions](https://LEGO.com/buildinginstructions)













# FEEDBACK AND WIN



## FEEDBACK AND WIN

Your feedback will help shape the future development of this product series.

Please visit:

## FEEDBACK UND GEWINNEN

Dein Feedback trägt zur Weiterentwicklung dieser Produktreihe bei.

Geh auf:

## COMMENTEZ ET GAGNEZ

Vos commentaires nous aideront à concevoir les futurs produits de cette gamme.

Rendez-vous sur :

## COMENTA Y GANA

Tu opinión nos ayudará a dar forma al desarrollo de esta serie de productos en el futuro.

Visita:

## 反馈有奖

您的反馈将有助于我们在今后改进本系列产品。

请访问：

[LEGO.com/productfeedback](https://www.lego.com/productfeedback)

By completing, you will automatically enter a drawing to win a LEGO® set.

Terms & Conditions apply.

Durch Ausfüllen nimmst du automatisch an der Verlosung eines LEGO® Preises teil.

Es gelten die Teilnahmebedingungen.

En envoyant vos commentaires, vous serez automatiquement inscrit(e) à un tirage au sort qui vous permettra de remporter un prix LEGO®.

Offre soumise à conditions.

Al contestar, participarás automáticamente en el sorteo y podrás ganar un set LEGO®.

Sujeto a Términos y Condiciones.


完成我们的反馈调查，即可自动进入抽奖环节，赢取乐高®套装。

适用《条款和条件》。

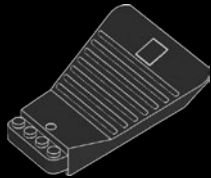
LEGO and the LEGO logo are trademarks of the/son des marques de commerce du/son marcas registradas de LEGO Group. ©2020 The LEGO Group.

STARWARS.COM


© & ™ Lucasfilm Ltd.




9x  
6302092




1x  
6302093



4x  
244526




12x  
246526



8x  
428226



4x  
6174917




1x  
302026




1x  
6316472



20x  
416226



12x  
300826



2x  
6302094



9x  
302201



6x  
242021



12x  
300526



44x  
4121715



24x  
6116990



4x  
242026



4x  
235726



8x  
4558170



8x  
301026



877x  
614126



125x  
4157103



139x  
6315783



447x  
6021623



328x  
6314247



110x  
4211525



151x  
4210633



92x  
6319958



200x  
6315780



271x  
6038201



187x  
614101



286x  
614121



Customer Service

Kundenservice

Service Consommateurs

Servicio Al Consumidor

LEGO.com/service or dial



: 00800 5346 5555

: 1-800-422-5346



**STAR  
WARS™**